

VIG Emerging Europe Bond Investment Fund

R series HUF MONTHLY report - 2024 FEBRUARY (made on: 02/29/2024)

INVESTMENT POLICY OF THE FUND

The Fund aims to achieve capital growth by investing in bonds of emerging European countries and state-owned companies. The Fund does not apply credit rating restrictions: it may purchase securities of any country or company with any long-term credit rating. The Fund aims for the highest possible capital growth alongside reasonable risk-taking. The Fund primarily purchases foreign currency emerging market bonds, in addition to which it holds Hungarian local currency short-term and long-term bonds for diversification and liquidity management purposes. The bond portfolio may also include short-term, long-term, fixed or floating-rate, structured and convertible bonds issued by mortgage credit institutions, other credit institutions, local governments or other business entities. The core of the Fund's investments is Central Eastern Europe (Hungary, Croatia, Poland, Romania, Slovakia, Ukraine), South East Europe (Serbia, Turkey), the Baltics (Latvia, Lithuania) and the Commonwealth of Independent States (Azerbaijan, Belarus, Kazakhstan, Russia, Georgia, Armenia) and bonds of majority state-owned companies, in addition to which the Fund holds short-term and long-term Hungarian government securities for diversification and liquidity management purposes. The target weight for bond exposures in the Fund in the 16 countries listed (target countries) is 95%. We do not set a limit on debt classification in the Fund. The Fund may only conclude derivative transactions for hedging purposes, or in the interest of establishing an efficient portfolio. The Fund may also hold non-leveraged bond-type collective investment forms. The Fund may also take on significant foreign currency exposure, which is normally covered 100% by the Fund Manager in the target currency (USD), but depending on market conditions, the Fund may also hold open foreign currency positions.

MARKET SUMMARY

Last month, the Eurozone composite PMI rose supported by a stronger services sector, while the contraction in German manufacturing deepened. The Ifo index improved somewhat, also supported by services. EU CPI in February decelerated less than forecasted amid sticky services prices, while the US core PCE deflator for January marked its strongest monthly rise over a year. Both data reinforce market's view that the ECB and the Fed are less likely to cut rates before June. In Japan, inflation data supported expectations that the BoJ is close to exiting negative rates. 10Y EGB yields were up around 10bp on the last week of February. Italy sold around EUR 18 billion of new BTP Valore Mar30, with robust demand from retail investors supporting the whole BTP market. EUR IG and HY spreads widened moderately amid strong supply. Equity markets were mixed. In FX, EUR-USD steadied close to 1.08, while the USD-JPY break below 150 was short-lived. In CEE, the HUF underperformed given the acceleration in NBH rate cuts and disputes over central bank independence. We slightly increased exposure to Hungary funded from Polish ones while other fund's positions remained unchanged throughout last month.

GENERAL INFORMATION

Fund Manager:	VIG Investment Fund Management Hungary
Custodian:	Unicredit Bank Hungary Zrt.
Main distributor:	VIG Investment Fund Management Hungary
Benchmark composition:	Fund has no benchmark
ISIN code:	HU0000724257
Start:	12/29/2020
Currency:	HUF
Net Asset Value of the whole Fund:	3,811,876 EUR
Net Asset Value of R series:	HUF
Net Asset Value per unit:	0.688081 HUF

DISTRIBUTORS

Raiffeisen Bank cPlc., VIG Asset Management Hungary Plc.

SUGGESTED MINIMUM INVESTMENT PERIOD

3 mths	6 mths	1 yr	2 yr	3 yr	4 yr	5 yr
--------	--------	------	------	------	------	------


ASSET ALLOCATION OF THE FUND

Asset	Weight
Government bonds	92.03 %
Corporate bonds	6.42 %
T-bills	0.94 %
Current account	2.22 %
Receivables	0.80 %
Liabilities	-0.09 %
Market value of open derivative positions	-2.31 %
Total	100.00 %
Derivative products	2.76 %
Net corrected leverage	100.00 %

Assets with over 10% weight

There is no such instrument in the portfolio

RISK PROFILE



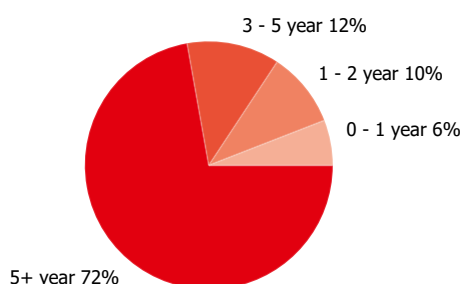
VIG Emerging Europe Bond Investment Fund

R series HUF MONTHLY report - 2024 FEBRUARY (made on: 02/29/2024)

NET YIELD PERFORMANCE OF THE SERIES

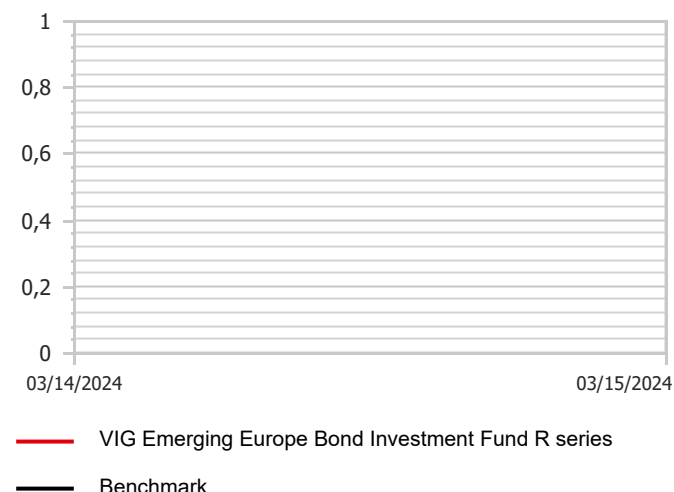
Interval	Yield of note	Benchmark yield
YTD	0.00 %	
From launch	-11.14 %	
1 month	0.00 %	
3 months	0.00 %	
2023	0.00 %	
2022	-28.23 %	
2021	-4.00 %	

Bonds by tenor:



NET PERFORMANCE OF THE SERIES

net asset value per share, 12/30/2016 - 02/29/2024



RISK INDICATORS

Annualized standard deviation of the fund's weekly yields- based on 1 year	no data
Annualized standard deviation of the benchmark's weekly yields- based on 1 year	no data
Annualized standard deviation of the fund's weekly yields- based on 3 year	0.00 %
Annualized standard deviation of the fund's weekly yields- based on 5 year	0.00 %
WAM (Weighted Average Maturity)	7.03 years
WAL (Weighted Average Life)	8.92 years

TOP 10 POSITIONS

Asset	Type	Counterparty / issuer	Maturity	
TURKEY 6 03/25/27	interest-bearing	Turkish State	03/25/2027	7.32 %
MHPSA 6 1/4 09/19/29	interest-bearing	MHP Lux S.A.	09/19/2029	6.41 %
Republic of HUNGARY 2041/03/29 7,625% USD	interest-bearing	Államadósság Kezelő Központ	03/29/2041	5.98 %
UKRAIN 9 3/4 11/01/30	interest-bearing	Ukrainian State	11/01/2030	5.80 %
TURKEY 6 5/8 02/17/45	interest-bearing	Turkish State	02/17/2045	5.15 %
REPHUN 2032/09/22 6,25% USD	interest-bearing	Államadósság Kezelő Központ	09/22/2032	5.13 %
ROMANI USD 2044/01/22 6,125%	interest-bearing	Romanian State	01/22/2044	5.10 %
SERBIA 2033/09/26 6,5% USD	interest-bearing	Serbian State	09/26/2033	5.05 %
AZERBJ 4 3/4 03/18/24	interest-bearing	Republic of Azerbaijan	03/18/2024	4.93 %
KAZAKS 5.125 07/21/25	interest-bearing	Kazakh State	07/21/2025	4.91 %

Legal declaration

The recent document qualifies as Portfolio Report according to the Kbfv. requirements. It contains the following elements based on the last net asset value of the reporting month: presentation of the assets of the fund regarding asset type of portfolio investment and regarding other categories detailed in its investment policy; list of assets (issuers) representing more than 10% of the portfolio; net asset value of the fund, including the cumulated and the calculated value per unit share. Investors are kindly advised, that past performance of the fund does not guarantee future performance. The returns presented are to be considered without applicable taxes, distribution fees and commissions, fees related to account keeping and other costs in relation with holding an investment fund unit. Information presented in the Portfolio Report are for information purposes only, not intended to serve as investment advice, or any other offer. Investors are kindly advised to carefully read the Key Investors Document and Prospectus of the fund, in order to understand the risks of investing into the fund, and to be able to make an informed investor decision. The referred documents are available at the distribution locations and on the official website of VIG Fund Management Zrt. VIG Investment Fund Management Hungary | 1091 Budapest, Üllői út 1. | +36 1 477 4814 | alapkezelo@am.vig | www.vigam.hu