

INVESTMENT POLICY OF THE FUND

The Fund aims to achieve a higher return than that of short-term bonds by investing in bonds of low volatility and limited-risk profile issued or guaranteed by certain specified states, quasi-sovereign corporations, national banks or supranational institutions. The Fund invests most of its available assets in low-risk instruments, i.e. bonds issued or guaranteed by the Hungarian state or states with a credit rating at least equal to or better than the latter's latest rating (or by their debt management agencies), quasi-sovereign companies, national banks or supranational institutions. The Fund may hold bank deposits, or cash, and enter into repo and reverse repo transactions. The maximum interest rate risk with respect to the Fund as a whole (i.e. its duration) is 3 years, while the weighted average maturity of the individual securities is a maximum of 10 years. For bonds denominated in currencies other than Hungarian forint, the asset manager seeks to fully hedge the foreign exchange risk, and may only deviate from this at the expense of risky assets (i.e. in the case of foreign exchange under/over-hedging). The Fund uses a small portion of its available assets to purchase risky instruments – domestic and foreign equities, equity indexes, higher risk bonds, foreign exchange, commodity market products and collective investment securities on the spot and futures markets. The Fund may enter into both long and short trades. Based on the approach followed when purchasing risky assets, the Fund is an absolute return fund: it selects investment options with the best possible expected return/risk ratio from the options available to it on the domestic and international money and capital markets. There is no possibility for making individual investor decisions in respect of the Fund.

MARKET SUMMARY

Data from early August show that US labor market demand has already slowed in a number of sectors, with wage growth remaining strong. However, the macro data so far show no signs of significant deterioration. The Atlanta Fed is raising its latest third quarter GDP growth estimate from 5 to 5.8 percent on good housing and industrial production data, which has also pushed yields higher, with the 10-year US Treasury rising to levels not seen since 2007. The FOMC's latest meeting suggests that monetary policymakers still see "significant upside risks to inflation" and may therefore consider further rate hikes necessary. FED Chair Jerome Powell's Jackson Hole speech at the end of the month seemed austere, but statements such as "caution may be the way forward" indicate that the Fed will not raise rates unless the inflation trend worsens, leaving the option of raising rates for a worse scenario.

In Hungary, the MNB continued to cut interest rates. The effective rate is now at 14% and could converge to the base rate in September. Thereafter, the base rate may also be cut, but this will require a continuation of decline in inflation among other factors. It is noteworthy that, in contrast to previous rate cuts, the forint was no longer stable, but has risen to a one-month high of 379 forints to 1 euro by the end of the month.

As we had planned in August, we have a more negative view of the world, so we looked for short opportunities. In the Euro Stoxx 50, we managed to catch a 2% move: we opened short around the 100-day moving average and closed with a profit around the 200-day moving average. Later, we also looked for short opportunities in the S&P 500, looking for an inverted head-and-shoulders formation at the 50-day moving average around 4450, and we opened short in the second half of August after the upward correction, but we had to close this position later due to our stop-loss. Our macro picture remains negative, we will continue to look for short opportunities. In Hungarian short bonds, we have become a bit more cautious, we still think that a possible weakening of the forint (which is plausible based on technical indicators) could result in a tighter monetary policy than expected, so we have slightly reduced our duration.

GENERAL INFORMATION

Fund Manager:	VIG Investment Fund Management Hungary
Custodian:	Unicredit Bank Hungary Zrt.
Main distributor:	VIG Investment Fund Management Hungary
Benchmark composition:	100% RMAX Index + 0.5%
ISIN code:	HU0000705157
Start:	03/19/2007
Currency:	HUF
Net Asset Value of the whole Fund:	2,238,608,929 HUF
Net Asset Value of A series:	564,441,561 HUF
Net Asset Value per unit:	1.921009 HUF

DISTRIBUTORS

CIB BANK ZRT, Commerzbank Zrt., CONCORDE Értékpapír Zrt., Equilor Befektetési Zrt, Erste Befektetési Zrt., MBH Befektetési Bank Zrt, OTP Bank Nyrt., Raiffeisen Bank Zrt., SPB Befektetési Zrt., Unicredit Bank Hungary Zrt., VIG Befektetési Alapkezelő Magyarország Zrt.

ASSET ALLOCATION OF THE FUND

Asset	Weight
Corporate bonds	41.37 %
Government bonds	35.05 %
T-bills	15.94 %
Current account	10.24 %
Liabilities	-8.53 %
Deposit	5.74 %
Market value of open derivative positions	0.20 %
Total	100.00 %
Derivative products	21.06 %
Net corrected leverage	100.00 %

Assets with over 10% weight

2023A (Államadósság Kezelő Központ Zrt.)
 MAEXIM 16 03/14/24 (Magyar Export-Import Bank Zrt.)
 MAEXIM 16 01/17/24 (Magyar Export-Import Bank Zrt.)
 2024B (Államadósság Kezelő Központ Zrt.)

SUGGESTED MINIMUM INVESTMENT PERIOD

3 mths	6 mths	1 yr	2 yr	3 yr	4 yr	5 yr
--------	--------	------	------	------	------	------

RISK PROFILE

1	2	3	4	5	6	7
---	---	---	---	---	---	---

← Lower risk Higher risk →

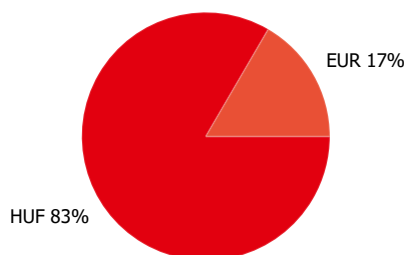
VIG Ozon Annual Capital Protected Investment Fund

A series HUF MONTHLY report - 2023 AUGUST (made on: 08/31/2023)

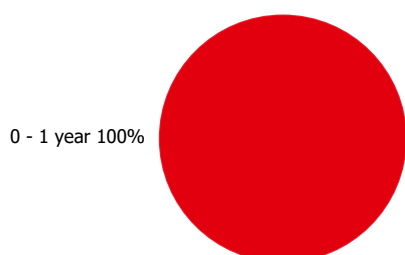
NET YIELD PERFORMANCE OF THE SERIES

Interval	Yield of note	Benchmark yield
From start	4.05 %	4.38 %
1 month	1.13 %	1.33 %
3 months	4.59 %	4.99 %
2022	5.54 %	3.53 %
2021	-1.17 %	-0.10 %
2020	0.89 %	0.92 %
2019	0.50 %	0.74 %
2018	0.08 %	0.81 %
2017	0.30 %	0.22 %
2016	1.14 %	1.22 %
2015	1.74 %	1.50 %
2014	3.75 %	3.31 %
2013	5.80 %	5.71 %

Currency exposure:

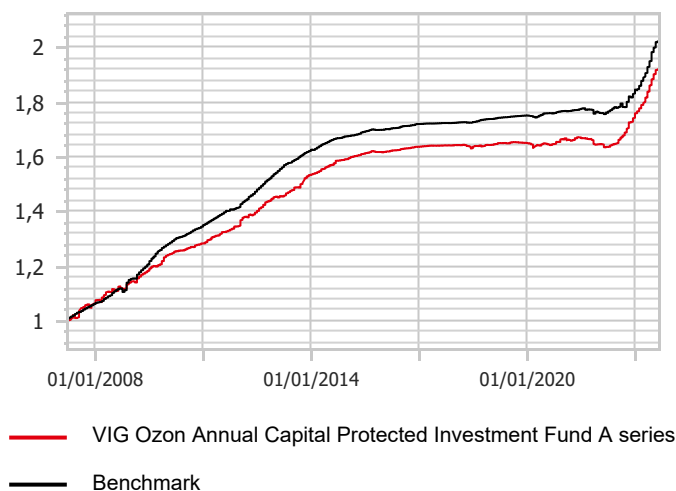


Bonds by tenor:



NET PERFORMANCE OF THE SERIES

net asset value per share, 03/19/2007 - 08/31/2023



RISK INDICATORS

Annualized standard deviation of the fund's weekly yields- based on 1 year	1.29 %
Annualized standard deviation of the benchmark's weekly yields- based on 1 year	2.21 %
Annualized standard deviation of the fund's weekly yields- based on 3 year	2.53 %
Annualized standard deviation of the fund's weekly yields- based on 5 year	3.64 %
WAM (Weighted Average Maturity)	0.40 years
WAL (Weighted Average Life)	0.39 years

TOP 10 POSITIONS

Asset	Type	Counterparty / issuer	Maturity	
Magyar Államkötvény 2023/A	interest-bearing	Államadósság Kezelő Központ Zrt.	11/24/2023	24.42 %
MAEXIM 16 03/14/24	interest-bearing	Magyar Export-Import Bank Zrt.	03/14/2024	18.12 %
MAEXIM 16 01/17/24	interest-bearing	Magyar Export-Import Bank Zrt.	01/17/2024	11.20 %
Magyar Államkötvény 2024/B	interest-bearing	Államadósság Kezelő Központ Zrt.	06/26/2024	10.48 %
RATB 0 01/25/24	zero coupon	Osztrák Állam	01/25/2024	8.54 %
BTF 0 01/24/24	zero coupon	Francia Állam	01/24/2024	6.70 %
MAEXIM 14 12/07/23	interest-bearing	Magyar Export-Import Bank Zrt.	12/07/2023	6.19 %
EUR Betét	Betét	OTP Bank	09/08/2023	5.71 %
MAEXIM 16 02/14/24	interest-bearing	Magyar Export-Import Bank Zrt.	02/14/2024	5.68 %
D240430	zero coupon	Államadósság Kezelő Központ Zrt.	04/30/2024	0.42 %

Legal declaration

The recent document qualifies as Portfolio Report according to the Kbtv. requirements. It contains the following elements based on the last net asset value of the reporting month: presentation of the assets of the fund regarding asset type of portfolio investment and regarding other categories detailed in its investment policy; list of assets (issuers) representing more than 10% of the portfolio; net asset value of the fund, including the cumulated and the calculated value per unit share. Investors are kindly advised, that past performance of the fund does not guarantee future performance. The returns presented are to be considered without applicable taxes, distribution fees and commissions, fees related to account keeping and other costs in relation with holding an investment fund unit. Information presented in the Portfolio Report are for information purposes only, not intended to serve as investment advice, or any other offer. Investors are kindly advised to carefully read the Key Investors Document and Prospectus of the fund, in order to understand the risks of investing into the fund, and to be able to make an informed investor decision. The referred documents are available at the distribution locations and on the official website of VIG Fund Management Zrt. VIG Investment Fund Management Hungary | 1091 Budapest, Üllői út 1. | +36 1 477 4814 | alapkezeslo@am.vig | www.vigam.hu