

VIG Ozon Annual Capital Protected Investment Fund

A series HUF MONTHLY report - 2023 JUNE (made on: 06/30/2023)

INVESTMENT POLICY OF THE FUND

The Fund aims to achieve a higher return than that of short-term bonds by investing in bonds of low volatility and limited-risk profile issued or guaranteed by certain specified states, quasi-sovereign corporations, national banks or supranational institutions. The Fund invests most of its available assets in low-risk instruments, i.e. bonds issued or guaranteed by the Hungarian state or states with a credit rating at least equal to or better than the latter's latest rating (or by their debt management agencies), quasi-sovereign companies, national banks or supranational institutions. The Fund may hold bank deposits, or cash, and enter into repo and reverse repo transactions. The maximum interest rate risk with respect to the Fund as a whole (i.e. its duration) is 3 years, while the weighted average maturity of the individual securities is a maximum of 10 years. For bonds denominated in currencies other than Hungarian forint, the asset manager seeks to fully hedge the foreign exchange risk, and may only deviate from this at the expense of risky assets (i.e. in the case of foreign exchange under/over-hedging). The Fund uses a small portion of its available assets to purchase risky instruments – domestic and foreign equities, equity indexes, higher risk bonds, foreign exchange, commodity market products and collective investment securities on the spot and futures markets. The Fund may enter into both long and short trades. Based on the approach followed when purchasing risky assets, the Fund is an absolute return fund: it selects investment options with the best possible expected return/risk ratio from the options available to it on the domestic and international money and capital markets. There is no possibility for making individual investor decisions in respect of the Fund.

MARKET SUMMARY

GENERAL INFORMATION

Fund Manager:	VIG Investment Fund Management Hungary
Custodian:	Unicredit Bank Hungary Zrt.
Main distributor:	VIG Investment Fund Management Hungary
Benchmark composition:	100% RMAX Index + 0.5%
ISIN code:	HU0000705157
Start:	03/19/2007
Currency:	HUF
Net Asset Value of the whole Fund:	2,102,428,453 HUF
Net Asset Value of A series:	426,118,748 HUF
Net Asset Value per unit:	1.877938 HUF

DISTRIBUTORS

CIB Bank Zrt., Commerzbank Zrt., CONCORDE Értékpapír Zrt., Equilor Befektetési Zrt, Erste Befektetési Zrt., MBH Befektetési Bank Zrt, OTP Bank Nyrt., Raiffeisen Bank Zrt., SPB Befektetési Zrt., Unicredit Bank Hungary Zrt., VIG Befektetési Alapkezelő Magyarország Zrt.

SUGGESTED MINIMUM INVESTMENT PERIOD

3 mths	6 mths	1 yr	2 yr	3 yr	4 yr	5 yr
--------	--------	------	------	------	------	------

ASSET ALLOCATION OF THE FUND

Asset	Weight
Government bonds	44.36 %
Corporate bonds	42.86 %
T-bills	7.85 %
Liabilities	-14.09 %
Receivables	12.61 %
Deposit	4.64 %
Current account	1.83 %
Market value of open derivative positions	-0.06 %
Total	100.00 %
Derivative products	11.73 %
Net corrected leverage	100.00 %

Assets with over 10% weight

2023A (Államadósság Kezelő Központ Zrt.)
MAEXIM 16 03/14/24 (Magyar Export-Import Bank Zrt.)
2024B (Államadósság Kezelő Központ Zrt.)
MAEXIM 16 01/17/24 (Magyar Export-Import Bank Zrt.)

RISK PROFILE

1	2	3	4	5	6	7
---	---	---	---	---	---	---

← Lower risk → Higher risk

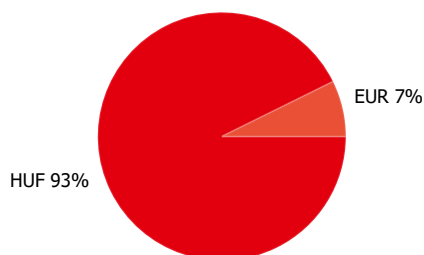
VIG Ozon Annual Capital Protected Investment Fund

A series HUF MONTHLY report - 2023 JUNE (made on: 06/30/2023)

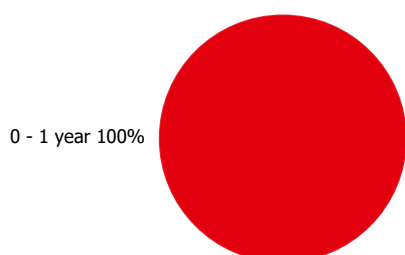
NET YIELD PERFORMANCE OF THE SERIES

Interval	Yield of note	Benchmark yield
From start	3.95 %	4.27 %
1 month	2.25 %	2.58 %
3 months	5.10 %	5.25 %
2022	5.54 %	3.53 %
2021	-1.17 %	-0.10 %
2020	0.89 %	0.92 %
2019	0.50 %	0.74 %
2018	0.08 %	0.81 %
2017	0.30 %	0.22 %
2016	1.14 %	1.22 %
2015	1.74 %	1.50 %
2014	3.75 %	3.31 %
2013	5.80 %	5.71 %

Currency exposure:

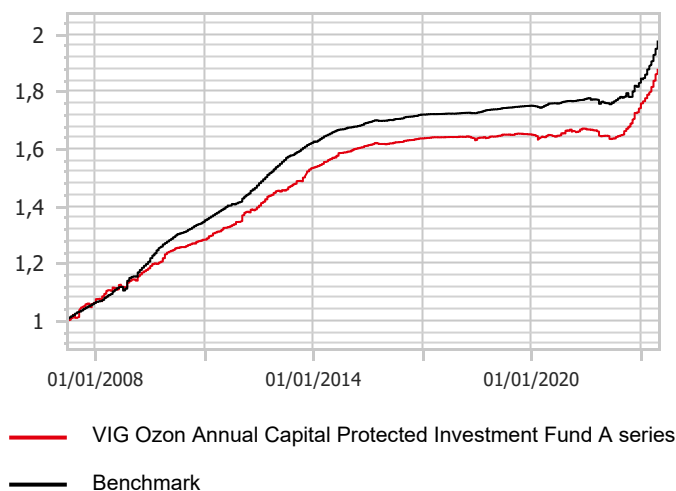


Bonds by tenor:



NET PERFORMANCE OF THE SERIES

net asset value per share, 03/19/2007 - 06/30/2023



RISK INDICATORS

Annualized standard deviation of the fund's weekly yields- based on 1 year	1.36 %
Annualized standard deviation of the benchmark's weekly yields- based on 1 year	2.29 %
Annualized standard deviation of the fund's weekly yields- based on 3 year	2.49 %
Annualized standard deviation of the fund's weekly yields- based on 5 year	3.60 %
WAM (Weighted Average Maturity)	0.59 years
WAL (Weighted Average Life)	0.60 years

TOP 10 POSITIONS

Asset	Type	Counterparty / issuer	Maturity	
Magyar Államkötvény 2023/A	interest-bearing	Államadósság Kezelő Központ Zrt.	11/24/2023	25.47 %
MAEXIM 16 03/14/24	interest-bearing	Magyar Export-Import Bank Zrt.	03/14/2024	18.70 %
Magyar Államkötvény 2024/B	interest-bearing	Államadósság Kezelő Központ Zrt.	06/26/2024	18.61 %
MAEXIM 16 01/17/24	interest-bearing	Magyar Export-Import Bank Zrt.	01/17/2024	11.60 %
BTF 0 01/24/24	zero coupon	Francia Állam	01/24/2024	6.92 %
MAEXIM 14 12/07/23	interest-bearing	Magyar Export-Import Bank Zrt.	12/07/2023	6.41 %
MAEXIM 16 02/14/24	interest-bearing	Magyar Export-Import Bank Zrt.	02/14/2024	5.87 %
EUR Betét	Betét	OTP Bank	07/07/2023	4.61 %
D240221	zero coupon	Államadósság Kezelő Központ Zrt.	02/21/2024	0.45 %
D240430	zero coupon	Államadósság Kezelő Központ Zrt.	04/30/2024	0.44 %

Legal declaration

The recent document qualifies as Portfolio Report according to the Kbtv. requirements. It contains the following elements based on the last net asset value of the reporting month: presentation of the assets of the fund regarding asset type of portfolio investment and regarding other categories detailed in its investment policy; list of assets (issuers) representing more than 10% of the portfolio; net asset value of the fund, including the cumulated and the calculated value per unit share. Investors are kindly advised, that past performance of the fund does not guarantee future performance. The returns presented are to be considered without applicable taxes, distribution fees and commissions, fees related to account keeping and other costs in relation with holding an investment fund unit. Information presented in the Portfolio Report are for information purposes only, not intended to serve as investment advice, or any other offer. Investors are kindly advised to carefully read the Key Investors Document and Prospectus of the fund, in order to understand the risks of investing into the fund, and to be able to make an informed investor decision. The referred documents are available at the distribution locations and on the official website of VIG Fund Management Zrt. VIG Investment Fund Management Hungary | 1091 Budapest, Üllői út 1. | +36 1 477 4814 | alapkezezo@am.vig | www.vigam.hu