

## MARKET SUMMARY

Now that people are slowly but surely getting back to their pre-Covid way of life, May was finally about when and how economies can re-open. This varied from country to country, depending on the vaccination rates. In Europe, it was England that led the vaccination rate, but fortunately for us, Hungary was also in the top 5 in the world. The question now is how the emergence of the new Indian mutant in Europe will change the re-opening plan. If we are lucky, the Indian version will be more contagious than the typical strain but not as deadly as the English variant was. There also remains the question of whether existing vaccines are effective against the Indian version or whether new vaccines need to be developed. Although the stock markets continued to rally in May, volatility was higher than in April. Investors also felt that stock market averages did not reflect the performance of the real economies, but as long as central banks provide the markets with the current amount of liquidity, there is little chance of any major correction. Investors will therefore be easily jittered if any announcement from central banks suggests that money supply may be tightening. Additionally, there was finally some good news about the corona virus in Hungary. Both the number of cases and the death toll went down in May. This was mainly due to the fact that Hungary had one of the best vaccination rates in the world. The economy was also picking up but at a price. Accumulated demand flooded into the market all at once, which was reflected in higher prices and the inflation forecasts. In May, inflation was over 5% on a year-on-year basis, which got the National Bank's interest. The bank believes that this is a temporary rise, but if it is not, they are prepared to raise interest rates. On hearing this news, the forint strengthened to below 350 against the euro.

The fund posted a negative return in May but performed in line with the benchmark index. The negative performance was mainly due to the strengthening of the forint. Within Europe, the fund is overweight the UK market as we believe the UK economy will perform relatively better. The vaccination level is one of the best in Europe and we think this will be reflected in the macroeconomic data. We have taken a profit in a biotech company during the month, but if the price falls back significantly we will reposition in it. The fund remains underweight the benchmark index as we believe that in the short term the markets remain very overvalued.

## INVESTMENT POLICY OF THE FUND

The fund aims to profit from the return on global equity market investments, through share price gains and dividend income. The bulk of its portfolio is made up of the publicly listed shares of foreign companies. When building the fund's portfolio, beyond the minimum statutory requirements, the principles of safety and maximum diversification (the spreading of risk) are observed. Accordingly, the fund primarily buys publicly issued foreign securities that are listed on foreign stock exchanges, and secondarily, it may also invest in shares issued by Hungarian companies. The fund management company, exercising all due care, based on its own judgement and decisions, and while observing the relevant legal provisions and the limitations stipulated in the Fund Documentation, determines the means of utilising the fund's resources, and the weights of the various investments within the portfolio, with a view to ensuring that the fund - in line with our expectations with regard to future risks and returns - achieves its objective in the long term. However, the fund is managed on the premise that when compiling the portfolio, it is shares that determine the nature of the fund. Accordingly, the proportion of shares that may be kept in the fund at any given moment may reach the prevailing statutory maximum. The fund management company is permitted, at its own discretion, to hedge all or a part of its currency risks with forward currency positions, in compliance with the statutory requirements. When compiling the share portfolio, taking into consideration the macroeconomic environment of the investment markets, the aim is to build up a long-term investment portfolio primarily on the basis of fundamental analyses. In accordance with the current legislation, the proportion of shares in the portfolio may be up to 100%.

## GENERAL INFORMATION

Fund Manager:	AEGON Hungary Fund Manager Ltd.
Custodian:	Citibank Europe plc Magyarországi Fióktelepe
Main distributor:	AEGON Hungary Fund Manager Ltd.
Benchmark composition:	100% MSCI World Net Total Return USD Index
ISIN code:	HU0000712393
Start:	08/15/2013
Currency:	HUF
Net Asset Value of the whole Fund:	9,323,958,189 HUF
Net Asset Value of institutional series:	4,874,854,651 HUF
Net Asset Value per unit:	2.312640 HUF

## DISTRIBUTORS

Raiffeisen Bank Zrt., Unicredit Bank Hungary Zrt.

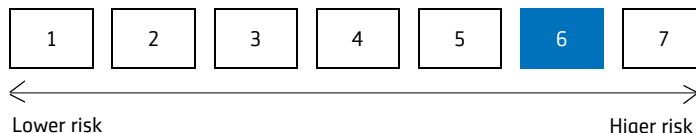
## SUGGESTED MINIMUM INVESTMENT PERIOD

3 mths	6 mths	1 yr	2 yr	3 yr	4 yr	5 yr
--------	--------	------	------	------	------	------

## NET YIELD PERFORMANCE OF THE SERIES

Interval	Yield of note	Benchmark yield
From start	11.36 %	11.89 %
2020	14.94 %	16.93 %
2019	31.10 %	34.89 %
2018	-3.90 %	-4.51 %
2017	5.77 %	5.12 %
2016	5.54 %	4.31 %
2015	5.57 %	6.48 %
2014	20.66 %	20.20 %

## RISK PROFILE



## ASSET ALLOCATION OF THE FUND

Asset	Weight
Collective securities	74.86 %
International equities	2.32 %
Current account	22.33 %
Receivables	0.61 %
Liabilities	-0.12 %
<b>total</b>	<b>100,00 %</b>
Derivative products	17.10 %
Net corrected leverage	117.82 %

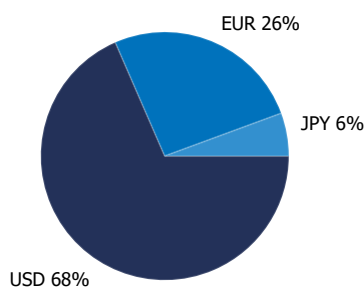
### Assets with over 10% weight

BNP Paribas Easy S&P 500 UCITS ETF

Vanguard S&P500 ETF

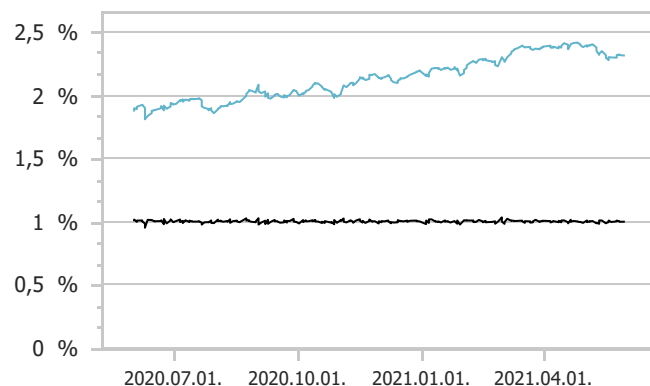
iShares MSCI Europe UCITS ETF

### Currency exposure:



## NET PERFORMANCE OF THE SERIES

net asset value per share, 06/01/2020 - 05/31/2021



— Aegon International Equity Fund institutional series

— Benchmark

## RISK INDICATORS FOR THE LAST 12 MONTHS

Annualized standard deviation of the fund's weekly yields	13.22 %
Annualized standard deviation of the benchmark's weekly yields	13.44 %
WAM (Weighted Average Maturity)	0.00 years
WAL (Weighted Average Life)	0.00 years

## TOP 5 POSITIONS

Asset	Type	Counterparty / issuer	Maturity
BNP Paribas Easy S&P 500 UCITS ETF	investment note	BNP Paribas Easy S&P 500 UCITS ETF	
Vanguard S&P500 ETF	investment note	Vanguard S&P500 ETF	
iShares MSCI Europe UCITS ETF	investment note	iShares MSCI Europe UCITS ETF	
SPDR S&P 500 ETF (USD)	investment note	SPDR S&P 500 ETF (USD)	
XMWO-DB MXWO ETF	investment note	XMWO-DB MXWO ETF	

### Legal declaration

The recent document qualifies as Portfolio Report according to the Kbtv. requirements. It contains the following elements based on the last net asset value of the reporting month: presentation of the assets of the fund regarding asset type of portfolio investment and regarding other categories detailed in its investment policy; list of assets (issuers) representing more than 10% of the portfolio; net asset value of the fund, including the cumulated and the calculated value per unit share. Investors are kindly advised, that past performance of the fund does not guarantee future performance. The returns presented are to be considered without applicable taxes, distribution fees and commissions, fees related to account keeping and other costs in relation with holding an investment fund unit. Information presented in the Portfolio Report are for information purposes only, not intended to serve as investment advice, or any other offer. Investors are kindly advised to carefully read the Key Investors Document and Prospectus of the fund, in order to understand the risks of investing into the fund, and to be able to make an informed investor decision. The referred documents are available at the distribution locations and on the official website of Aegon Alapkezelő Zrt. Aegon Magyarország Befektetési Alapkezelő Zrt. | 1085 Budapest, Kálvin tér 12-13. | +36 1 477 4814 | alapkezel@egon.hu | www.aegonalapkezelo.hu