

Aegon BondMaxx Total Return Bond Investment Fund HUF series

GENERAL INFORMATION	
Fund Manager:	AEGON Hungary Fund Manager Ltd.
Custodian:	Raiffeisen Bank Zrt.
Main distributor:	AEGON Hungary Fund Manager Ltd.
Benchmark composition:	100% RMAX Index + 1%
ISIN code:	HU0000709597
Start:	01/12/2011
Currency:	HUF
Total Net Asset Value of the whole Fund:	32,876,393,542 HUF
Net Asset Value of HUF series:	2,988,657,786 HUF
Net Asset Value per unit:	1.596988 HUF

INVESTMENT POLICY OF THE FUND:

The fund's investment objective is to provide investors with a higher return than that attainable in the domestic money market, primarily by investing in the bond market of the Central and Eastern European region. The fund's bond investments are mainly concentrated in the corporate and mortgage bond markets, but government securities issued in foreign currency are also potential investment targets. Forint-denominated Hungarian government securities are only held for liquidity management purposes. The fund may also buy into other investment funds that invest in the above markets. The achievement of a higher return than would be attainable in the Hungarian government securities market is made possible by the better diversification, the additional yield from the premiums of the bonds, and, in a favourable market environment, by the price gains resulting from the narrowing of the premiums. The fund's general risk level and the asset allocation between the three main areas of investment is determined on the basis of a regular market analysis and situational analysis relating to four main aspects (fundamentals, valuation levels, market sentiment, technical factors). The in-depth analysis is also an important factor in the selection of the individual securities by region, sector and interest risk. In the course of selecting the individual securities, a thorough financial analysis is also essential to determine the creditworthiness of the issuer. Risk management and the regular monitoring of the issuers are of key importance to the fund. When compiling the fund's portfolio we aim to achieve a moderate risk profile, primarily purchasing investment-grade securities. The fund only buys lower-rated instruments in limited proportions. The fund may only conclude derivative transactions for the purpose of hedging or ensuring an efficient portfolio structure. The fund may also hold unleveraged collective investments linked to derivative indexes. The fund also has the option of taking on a substantial currency exposure, which will ordinarily be fully hedged, although depending on market circumstances the fund may even have an open currency position. The fund management company, exercising all due care, based on its own judgement and decisions, and while observing the relevant legal provisions and the limitations stipulated in the Fund Documentation, determines the means of utilising the fund's resources, and the weights of the various investments within the portfolio, with a view to ensuring that the fund - in line with our expectations with regard to future risks and returns - achieves its objective in the long term.

DISTRIBUTORS

Aegon Magyarország Befektetési Alapkezelő Zrt., Budapest Hitel-és Fejlesztési Bank Zrt., CIB Bank Zrt., CONCORDE Értékpapír Zrt., Equilor Befektetési Zrt., Erste Befektetési Zrt., KBC Securities Magyarországi Fióktelepe, OTP Bank Nyrt., Raiffeisen Bank Zrt., Sopron Bank Zrt., SPB Befektetési Zrt., Takarékbank Zrt., Unicredit Bank Hungary Zrt.

NET YIELD PERFORMANCE OF THE SERIES:

Interval	Yield of note	Benchmark yield
From start	4.81 %	3.63 %
2020	2.20 %	1.42 %
2019	3.18 %	1.25 %
2018	-2.29 %	1.31 %
2017	1.71 %	1.20 %
2016	2.90 %	2.23 %
2015	2.76 %	2.52 %
2014	5.32 %	4.34 %
2013	8.16 %	6.78 %
2012	21.17 %	9.60 %

RISK INDICATORS FOR THE LAST 12 MONTHS:

Annualized standard deviation of the fund's weekly yields:	5.96 %
Annualized standard deviation of the benchmark's weekly yields:	0.60 %
WAM (Weighted Average Maturity):	4.62 years
WAL (Weighted Average Life):	6.28 years

INVESTMENT HORIZON:

Suggested minimum investment period:

3 months
 6 months
 1 year
 2 years
 3 years
 4 years
 5 years

Risk and Reward Profile:

very low
 low
 moderate
 intermediale
 significant
 high
 very high

TOP 3 POSITIONS

Asset	Type	Counterparty / issuer	Maturity
Magyar Államkötvény 2023/B	interest-bearing	Államadósság Kezelő Központ Zrt. (HU)	2023. 07. 26.
2026E	interest-bearing	Államadósság Kezelő Központ Zrt. (HU)	2026. 04. 22.
MOL 2023/04/28 2,625%	interest-bearing	MOL Nyrt. (HU)	2023. 04. 28.

MARKET SUMMARY:

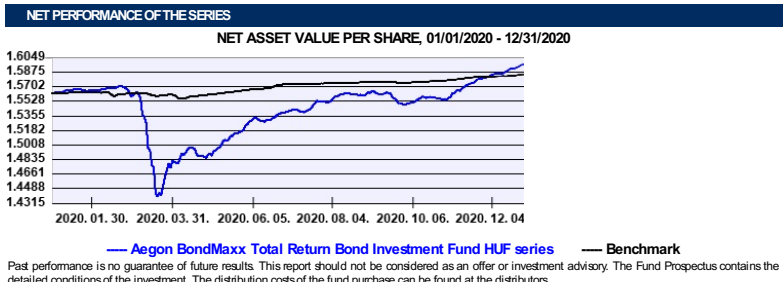
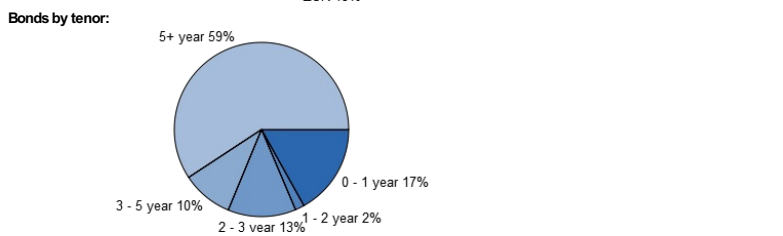
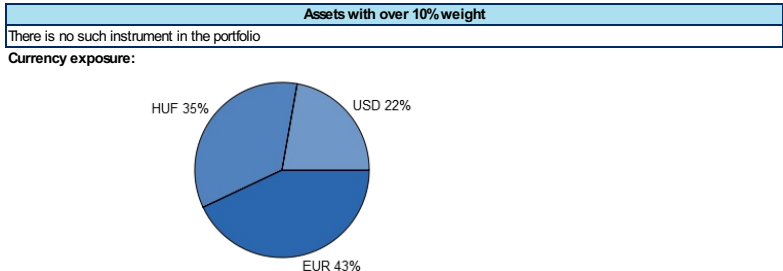
Emerging market assets have seen another favourable month in December and finished the year with outstanding performances in spite of the year of the pandemic. Markets have indeed overlooked the slightly deteriorating economic numbers in the last month of the year as lockdowns had their toll on the economies and even the new, more contagious strain of virus did not scare investors. The US dollar weakened by 2% against the EUR and energy prices went up by 7-8% in USD terms as investors started pricing in the rebound in economic activity that we might see after the lockdowns end and herd immunity is reached in 2021. EM sovereign credits performed well with high-yielder papers leading the way as their pricing was looking attractive relative to investment grade names. Closer to the emerging European region, in Turkey the central bank went down the orthodox path and raised another 200 basispoints and lifted its benchmark rate to 17%. Market welcomed the decision and we saw Turkish assets rallying. During the month, we increased our Turkish exposure and bought some local currency Hungarian government bonds.

ASSET ALLOCATION OF THE FUND ON 12/31/2020

Asset type	Weight
Government bonds	57.28 %
Corporate bonds	32.92 %
T-bills	4.53 %
Collective securities	0.12 %
Current account	6.24 %
Liabilities	-0.80 %
Receivables	0.08 %
Market value of open derivative positions	-0.35 %
total	100.00 %
Derivative products	65.01 %
Net corrected leverage	101.63 %

Assets with over 10% weight

There is no such instrument in the portfolio



Past performance is no guarantee of future results. This report should not be considered as an offer or investment advisory. The Fund Prospectus contains the detailed conditions of the investment. The distribution costs of the fund purchase can be found at the distributors.