

# Aegon BondMaxx Total Return Bond Investment Fund PLN series

## GENERAL INFORMATION

Fund Manager:	AEGON Hungary Fund Manager Ltd.
Custodian:	Citibank Europe plc Magyarországi Fióktelepe
Main distributor:	AEGON Hungary Fund Manager Ltd.
Benchmark composition:	100% RMAX Index + 1%
ISIN code:	HU0000712401
Start:	08/12/2013
Currency:	PLN
Total Net Asset Value of the whole Fund:	30,061,724,306 HUF
Net Asset Value of PLN series:	44,733,141 PLN
Net Asset Value per unit:	1.157765 PLN

## INVESTMENT POLICY OF THE FUND:

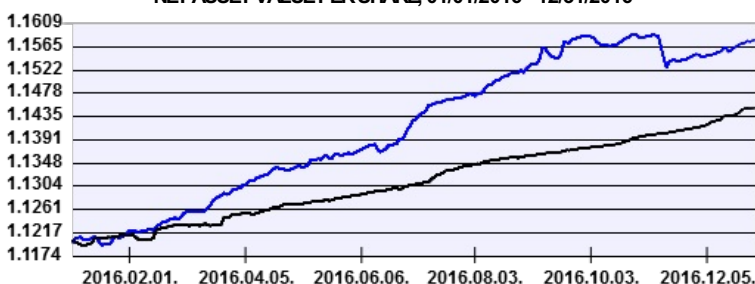
The fund's investment objective is to provide investors with a higher return than that attainable in the domestic money market, primarily by investing in the bond market of the Central and Eastern European region. The fund's bond investments are mainly concentrated in the corporate and mortgage bond markets, but government securities issued in foreign currency are also potential investment targets. Forint-denominated Hungarian government securities are only held for liquidity management purposes. The fund may also buy into other investment funds that invest in the above markets. The achievement of a higher return than would be attainable in the Hungarian government securities market is made possible by the better diversification, the additional yield from the premiums of the bonds, and, in a favourable market environment, by the price gains resulting from the narrowing of the premiums. The fund's general risk level and the asset allocation between the three main areas of investment is determined on the basis of a regular market analysis and situational analysis relating to four main aspects (fundamentals, valuation levels, market sentiment, technical factors). The in-depth analysis is also an important factor in the selection of the individual securities by region, sector and interest risk. In the course of selecting the individual securities, a thorough financial analysis is also essential to determine the creditworthiness of the issuer. Risk management and the regular monitoring of the issuers are of key importance to the fund. When compiling the fund's portfolio we aim to achieve a moderate risk profile, primarily purchasing investment-grade securities. The fund only buys lower-rated instruments in limited proportions. The fund may only conclude derivative transactions for the purpose of hedging or ensuring an efficient portfolio structure. The fund may also hold unleveraged collective investments linked to derivative indexes. The fund also has the option of taking on a substantial currency exposure, which will ordinarily be fully hedged, although depending on market circumstances the fund may even have an open currency position. The fund management company, exercising all due care, based on its own judgement and decisions, and while observing the relevant legal provisions and the limitations stipulated in the Fund Documentation, determines the means of utilising the fund's resources, and the weights of the various investments within the portfolio, with a view to ensuring that the fund - in line with our expectations with regard to future risks and returns - achieves its objective in the long term.

## DISTRIBUTORS

Aegon Towarzystwo Ubezpieczeń na Życie Spółka

## NET PERFORMANCE OF THE SERIES

### NET ASSET VALUE PER SHARE, 01/01/2016 - 12/31/2016



— Aegon BondMaxx Total Return Bond Investment Fund PLN series — Benchmark  
Past performance is no guarantee of future results. This report should not be considered as an offer or investment advisory. The Fund Prospectus contains the detailed conditions of the investment. The distribution costs of the fund purchase can be found at the distributors.

## INVESTMENT HORIZON:

Suggested minimum investment period:



Risk and Reward Profile:



## MARKET SUMMARY:

It was one of the more busy months of December that we can remember with both key central bank meetings and important political events scattered throughout. Indeed while the second Fed rate hike since the financial crisis was little surprise, the overall hawkish elements from the statement and the dots were less so while the clever ECB tapering announcement also kept bond markets on their toes. Meanwhile markets passed the Italian referendum test although headlines concerning the Italian banking sector were a big theme. The selloff which haunted sovereign bond markets through October and November did end up moderating in December. Oil also had a decent month with WTI (+9%) and Brent (+8%) in USD terms. The mending sentiment and the increasing energy prices both contributed as positive for EM sovereign credit, where yield spreads tightened by 30 basispoints with energy exporters outperforming. Mexico, after November's significant underperformance due to the US election, has found some relief in December and managed to post a remarkable performance in the last month of the year. We did not change the composition of the portfolio in December.

## ASSET ALLOCATION OF THE FUND ON 12/31/2016

Asset type	Weight
Government bonds	33.98 %
Corporate bonds	33.12 %
T-bills	7.85 %
Mortgage debentures	5.29 %
Current account	19.69 %
Market value of open derivative positions	0.15 %
Liabilities	-0.09 %
Receivables	0.01 %
total	100.00 %
Derivative products	71.81 %
Net corrected leverage	100.00 %

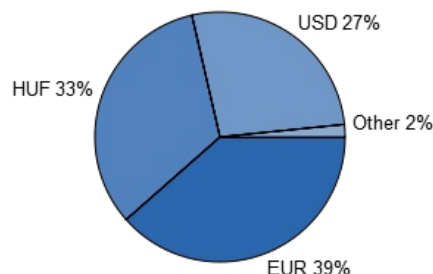
## TOP 3 POSITIONS

MFB 2020/10 6,25% USD (Magyar Fejlesztési Bank Zrt.)  
MOL 2017/04/20 5.875% (MOL Nyrt.)  
MFB 2021/12/08 2,375% EUR (Magyar Fejlesztési Bank Zrt.)

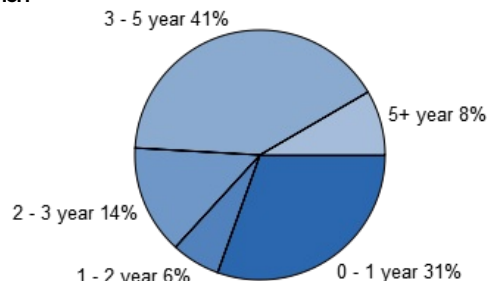
## Assets with over 10% weight

There is no such instrument in the portfolio

## Currency exposure:



## Bonds by tenor:



## NET YIELD PERFORMANCE OF THE SERIES:

Interval	Yield of note	Benchmark yield
From start	4.42 %	3.39 %
2016	3.37 %	2.23 %
2015	3.07 %	2.52 %
2014	5.13 %	4.34 %

## RISK INDICATORS FOR THE LAST 12 MONTHS:

Annualized standard deviation of the fund's weekly yields: 0.84 %  
Annualized standard deviation of the benchmark's weekly yields: 0.29 %