

# Aegon Climate Change Equity Fund EUR series

## GENERAL INFORMATION

Fund Manager:	AEGON Hungary Fund Manager Ltd.
Custodian:	Unicredit Bank Hungary Zrt.
Main distributor:	AEGON Hungary Fund Manager Ltd.
Benchmark composition:	95% Solactive Climate Change Index + 5% Euro Cash Indices LIBOR Total Return 1 Month
ISIN code:	HU0000705520
Start:	07/09/2007
Currency:	EUR
Total Net Asset Value of the whole Fund:	5,789,089 EUR
Net Asset Value of EUR series:	2,083,105 EUR
Net Asset Value per unit:	0.009352 EUR

## INVESTMENT POLICY OF THE FUND:

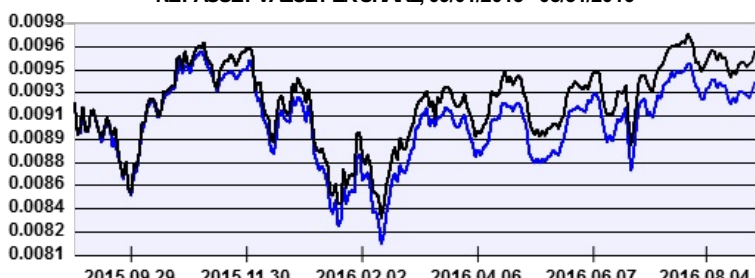
The aim of the fund is to profit from the return on climate change-related equity market investments, through share price gains and dividend income. Given the risk profiles of the equity investments, the fund is classified as a high-risk investment. The fund manager's intentions are that the fund's portfolio should consist predominantly of the publicly traded shares of foreign-domiciled companies. The primary investment targets are the securities of companies that earn most of their revenues from exploiting the business opportunities arising from global climate change (environmental management, energy efficiency, clean technologies etc.), harnessing alternative resources (renewable energy, water management, agricultural chemistry etc.) and from agricultural activity (biotechnology, animal husbandry, fish farming, agricultural technology, etc.). When building the fund's portfolio, beyond the minimum statutory requirements, the principles of safety and maximum diversification (the spreading of risk) are observed. Accordingly, the fund primarily buys publicly issued foreign equities that are listed on foreign stock exchanges, and secondarily, it may also invest in shares issued by Hungarian companies. In order to achieve its aim, the fund can hold collective investment vehicles and ETFs in its portfolio. The fund management company, exercising all due care, determines the means of utilising the fund's resources on the basis of its own judgement and decisions, while observing the relevant legal provisions and the limitations stipulated in the Fund Documentation and by taking into account the macroeconomic environment of the investment markets, relying primarily on fundamental analysis. When compiling the portfolio, it is shares that determine the nature of the fund, and thus the proportion of shares that may be held in the fund at any given moment may reach the prevailing statutory maximum. The proportions, within the equity investments, of subsectors related to climate change, alternative energy sources and agricultural activity are determined so as to ensure that the fund - in line with our expectations with regard to future risks and yields - fulfils its objective, which is to outperform the thematic global sector index selected as the benchmark over the longer term. The fund records its assets in euro; the fund management company may, at its own discretion, choose to hedge all or a part of its currency risks with forward currency positions, in compliance with the applicable statutory requirements.

## DISTRIBUTORS

Aegon Magyarország Befektetési Alapkezelő Zrt., Aegon Towarzystwo Ubezpieczeń na Życie Spółka, Aegon Životná poisťovňa, a.s., Citibank Europe plc Magyarország Fióktelepe, Codex Tőzsdéügynökség és Értéktár Zrt., Commerzbank Zrt., CONCORDE Értékpapír Zrt., Erste Befektetési Zrt., Quantis Alpha Befektetési Zrt., Raiffeisen Bank Zrt., SC Aegon ASIGURARI DE VIATAȘA SPB Befektetési Zrt., Takarékbank Zrt, Unicredit Bank Hungary Zrt.

## NET PERFORMANCE OF THE FUND

NET ASSET VALUE PER SHARE, 09/01/2015 - 08/31/2016



— Aegon Climate Change Equity Fund EUR series — Benchmark

Past performance is no guarantee of future results. This report should not be considered as an offer or investment advisory. The Fund Prospectus contains the detailed conditions of the investment. The distribution costs of the fund purchase can be found at the distributors.

## RISK INDICATORS FOR THE LAST 12 MONTHS:

Annualized standard deviation of the fund's weekly yields:	18.48 %
Annualized standard deviation of the benchmark's weekly yields:	18.79 %

## MARKET SUMMARY:

The last month of summer was pretty eventless. Equity markets continued their strong performance in August combined with extreme low market volatility. US equity indices pushed to new all-time highs again. For this reason and because of the improving macroeconomic data, FED central bankers suggested that the question of tighter monetary policy became more relevant to US economy. As a result, the probability of this year FED rate hike increased to the highest level in the summer. Investors already pay attention to events in September when central banks will make decisions about the direction of their monetary policy. This month was a good one for oil as closing short positions and news about the future OPEC meeting in September had favorable effects on its price. The main topic of the OPEC negotiation will be about a possible oil production freeze again. Climate change related sectors achieved mixed results in August. The agriculture sector was performed well in the portfolio, while alternative energy lagged behind.

## ASSET ALLOCATION OF THE FUND ON 08/31/2016

Asset type	Weight
International equities	96.60 %
Current account	3.28 %
Receivables	0.57 %
Liabilities	-0.21 %
total	100.00 %
Derivative products	0.00 %
Net corrected leverage	100.00 %

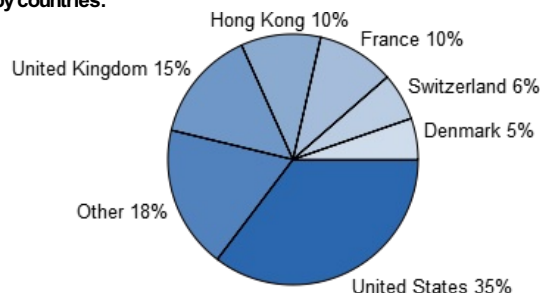
## TOP 5 POSITIONS

Monsanto Co  
SYNGENTA AG-REG  
ARCHER-DANIELS-MIDLAND  
Waste Management  
SSE PLC

## Assets with over 10% weight

There is no such instrument in the portfolio

## Stocks by countries:




## NET YIELD PERFORMANCE OF THE FUND:

Interval	Yield of note	Benchmark yield
From start	-0.73 %	3.49 %
2015	6.77 %	8.61 %
2014	16.49 %	18.61 %
2013	22.72 %	24.21 %
2012	9.63 %	9.88 %
2011	-27.12 %	-5.98 %
2010	17.52 %	17.13 %
2009	24.39 %	28.13 %
2008	-49.78 %	-41.39 %

## INVESTMENT HORIZON:

Suggested minimum investment period:



Risk and Reward Profile:

