

# AEGON Central European Credit Fund PLN series

## GENERAL INFORMATION

Fund Manager:	AEGON Hungary Fund Manager Ltd.
Custodian:	Citibank Europe plc Magyarországi Fióktelepe
Main distributor:	AEGON Hungary Fund Manager Ltd.
Benchmark composition:	100% RMAX Index + 1%
ISIN code:	HU0000712401
Start:	08/12/2013
Currency:	PLN
Total Net Asset Value of the whole Fund:	24,679,771,639 HUF
Net Asset Value of PLN series:	34,603,513 PLN
Net Asset Value per unit:	1.096401 PLN

## INVESTMENT POLICY OF THE FUND:

The fund's investment objective is to provide investors with a higher return than that attainable in the domestic money market, primarily by investing in the bond market of the Central and Eastern European region. The fund's bond investments are mainly concentrated in the corporate and mortgage bond markets, but government securities issued in foreign currency are also potential investment targets. Forint-denominated Hungarian government securities are only held for liquidity management purposes. The fund may also buy into other investment funds that invest in the above markets. The achievement of a higher return than would be attainable in the Hungarian government securities market is made possible by the better diversification, the additional yield from the premiums of the bonds, and, in a favourable market environment, by the price gains resulting from the narrowing of the premiums. The fund's general risk level and the asset allocation between the three main areas of investment is determined on the basis of a regular market analysis and situational analysis relating to four main aspects (fundamentals, valuation levels, market sentiment, technical factors). The in-depth analysis is also an important factor in the selection of the individual securities by region, sector and interest risk. In the course of selecting the individual securities, a thorough financial analysis is also essential to determine the creditworthiness of the issuer. Risk management and the regular monitoring of the issuers are of key importance to the fund. When compiling the fund's portfolio we aim to achieve a moderate risk profile, primarily purchasing investment-grade securities. The fund only buys lower-rated instruments in limited proportions. The fund may only conclude derivative transactions for the purpose of hedging or ensuring an efficient portfolio structure. The fund may also hold unleveraged collective investments linked to derivative indexes. The fund also has the option of taking on a substantial currency exposure, which will ordinarily be fully hedged, although depending on market circumstances the fund may even have an open currency position. The fund management company, exercising all due care, based on its own judgement and decisions, and while observing the relevant legal provisions and the limitations stipulated in the Fund Documentation, determines the means of utilising the fund's resources, and the weights of the various investments within the portfolio, with a view to ensuring that the fund - in line with our expectations with regard to future risks and returns - achieves its objective in the long term.

## DISTRIBUTORS

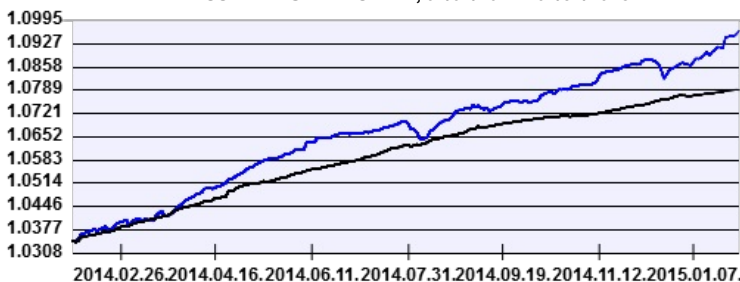
AEGON Towarzystwo Ubezpieczeń na Życie Spółka

## NET YIELD PERFORMANCE OF THE FUND:

Interval	Yield of note	Benchmark yield
From start	6.46 %	4.69 %
2014	5.13 %	4.34 %

## NET PERFORMANCE OF THE FUND

### NET ASSET VALUE PER SHARE, 02/01/2014 - 01/31/2015



— AEGON Central European Credit Fund PLN series — Benchmark

Past performance is no guarantee of future results. This report should not be considered as an offer or investment advisory. The Fund Prospectus contains the detailed conditions of the investment. The distribution costs of the fund purchase can be found at the distributors.

## RISK INDICATORS FOR THE LAST 12 MONTHS:

Annualized standard deviation of the fund's weekly yields: 1.16 %  
Annualized standard deviation of the benchmark's weekly yields: 0.49 %

## MARKET SUMMARY:

It was an eventful start to the year for markets with the ECB's QE decision, the Greek election, a surprise policy move by the SNB, and the further weakness in Oil being just some of the key headlines that dominated the month. Asset performance was a mixed bag partly distorted by the large moves in FX markets. Fixed income had a good month generally across the board with Treasuries, Bunds, and Gilts up +3.0%, +2.2% and +4.9% respectively. Emerging market bonds have seen better start of a year as sovereign spreads have widened by 53 basispoints with bonds of net-oil exporter countries leading the way. Looking at the index without these countries, the performance is moderated a bit, but it still shows widening by a small margin.

We have increased our Hungarian exposure during the month as we think that the ECB's QE is favourable for the credit in the CEE region, especially for Hungary. We have taken some profits on that position, and switched some small amount from that exposure to Croatian exposure at the end of the month.

## ASSET ALLOCATION OF THE FUND ON 01/31/2015

Asset type	Weight
Corporate bonds	54.02 %
Government bonds	32.69 %
T-bills	6.91 %
Mortgage debentures	5.30 %
Receivables	2.88 %
Liabilities	-2.72 %
Market value of open derivative positions	0.48 %
Repos	0.33 %
Current account	0.15 %
total	100.00 %
Derivative products	78.29 %
Net corrected leverage	104.75 %

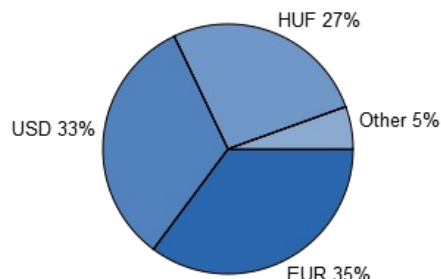
## TOP 3 POSITIONS

MOL 2017/04/20 5,875% (MOL Nyrt.)  
MFB 2016/05 5,875% (Magyar Fejlesztési Bank Zrt.)  
MFB 2020/10 6,25% USD (Magyar Fejlesztési Bank Zrt.)

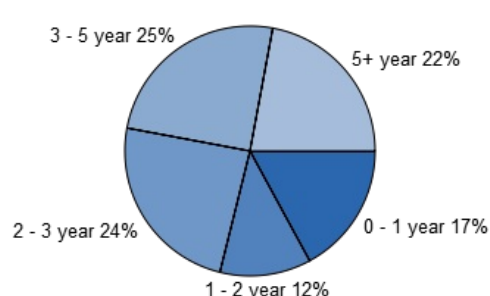
## Assets with over 10% weight

There is no such instrument in the portfolio

## Currency exposure:



## Bonds by tenor:



## INVESTMENT HORIZON:

Suggested minimum investment period:



Risk and Reward Profile:

