VIG SWISS FRANC SHORT BOND INVESTMENT FUND

CHF-R series CHF MONTHLY report - 2026 SEPTEMBER (made on: 09/30/2026)

VIG ASSET MANAGEMENT

INVESTMENT POLICY OF THE FUND

MARKET SUMMARY

In September, the US– Iran conflict remained intense, while the partial blockade of the Strait of Hormuz and limited shipping activity posed significant risks to oil and LNG supplies. In the second half of the month, diplomatic efforts intensified with the involvement of Qatar and other mediators, but by the end of September, the parties had failed to reach an agreement on a ceasefire and the full reopening of the Strait of Hormuz. Amid the uncertain outlook, oil prices rose again in September, with Brent increasing by around 14% m/m to USD 103.5 per barrel. In Switzerland, short-term bond yields rose over the course of the month. One-year yields ended the month 5 bps higher, while three-year yields increased by 15 bps. Swiss inflation rose from 0.8% to 1.0% in September, driven primarily by higher global oil prices. Core inflation increased from 0.4% to 0.5%, suggesting that higher energy prices have not yet passed through to the prices of other goods and services. According to the central bank, the increase in energy prices is expected to be temporary, meaning that medium-term risks have increased only slightly. At its September monetary policy meeting, the Swiss National Bank left its policy rate unchanged at 0%, where it currently stands. The inflation forecast for this year was revised up from 0.6% to 0.7%, while average inflation of 0.8% is expected in 2027. Economic activity also strengthened, with the KOF Swiss Economic Institute's economic barometer rising to 109.1 points.

GENERAL INFORMATION

Fund Manager:	VIG Investment Fund Management Hungary
Custodian:	Erste Bank Hungary Zrt.
Main distributor:	VIG Investment Fund Management Hungary
Benchmark composition:	Fund has no benchmark
ISIN code:	HU0000735147
Start:	07/18/2024
Currency:	CHF
Net Asset Value of the whole Fund:	770,468,917 HUF
Net Asset Value of CHF-R series:	1,323,403 CHF
Net Asset Value per unit:	0.980903 CHF

ASSET ALLOCATION OF THE FUND

Asset	Weight
Government bonds	77.34 %
T-bills	18.47 %
Corporate bonds	3.61 %
Current account	1.30 %
Liabilities	-0.95 %
Receivables	0.52 %
Market value of open derivative positions	-0.26 %
Total	**100,00 %**
Derivative products	10.45 %
Net corrected leverage	100.00 %

Assets with over 10% weight

SWISS 2028/04/08 4% (Svájci Állam)
SWISS 2030/05/27 0,5% (Svájci Állam)
EIB 3 3/8 10/15/27 (EUROPEAN INVESTMENT BANK)
EIB 1 3/8 02/21/28 (EUROPEAN INVESTMENT BANK)
BTF 0 05/20/27 (French state)

SUGGESTED MINIMUM INVESTMENT PERIOD

3 mths | 6 mths | **1 yr** | 2 yr | 3 yr | 4 yr | 5 yr

RISK PROFILE

1 | **2** | 3 | 4 | 5 | 6 | 7

Lower risk — Higer risk

VIG SWISS FRANC SHORT BOND INVESTMENT FUND

CHF-R series CHF MONTHLY report - 2026 SEPTEMBER (made on: 09/30/2026)

VIG ASSET MANAGEMENT

NET YIELD PERFORMANCE OF THE SERIES

Interval	Yield of note	Benchmark yield
YTD	-1.39 %	
From launch	-0.87 %	
1 month	-0.36 %	
3 months	-0.78 %	
2025	-0.98 %	

Currency exposure:

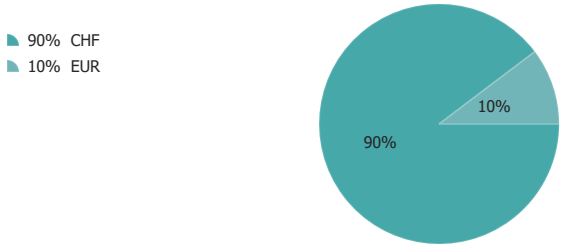

Bonds by tenor:

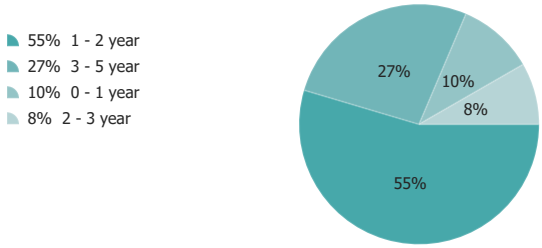

NET PERFORMANCE OF THE SERIES

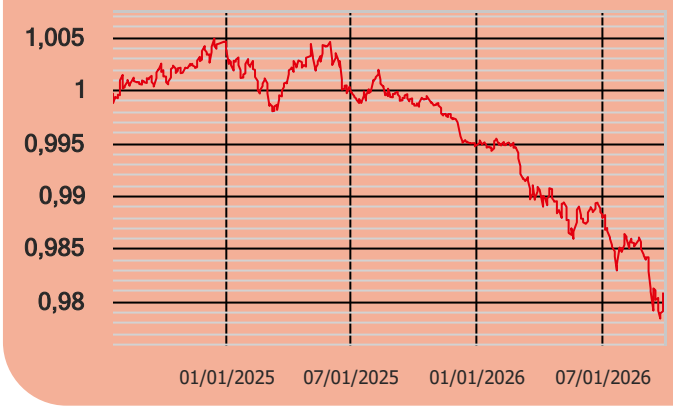

VIG SWISS FRANC SHORT BOND INVESTMENT FUND CHF-R series CHF

RISK INDICATORS

Annualized standard deviation of the fund's weekly yields-based on 1 year	0.83 %
Annualized standard deviation of the fund's weekly yields-based on 3 year	0.79 %
Annualized standard deviation of the fund's weekly yields-based on 5 year	0.79 %
WAM (Weighted Average Maturity)	1.99 years
WAL (Weighted Average Life)	2.01 years

Legal declaration

The recent document qualifies as Portfolio Report according to the Kbftv. requirements. It contains the following elements based on the last net asset value of the reporting month: presentation of the assets of the fund regarding asset type of portfolio investment and regarding other categories detailed in its investment policy; list of assets (issuers) representing more than 10% of the portfolio; net asset value of the fund, including the cumulated and the calculated value per unit share. Investors are kindly advised, that past performance of the fund does not guarantee future performance. The returns presented are to be considered without applicable taxes, distribution fees and commissions, fees related to account keeping and other costs in relation with holding an investment fund unit. Information presented in the Portfolio Report are for information purposes only, not intended to serve as investment advice, or any other offer. Investors are kindly advised to carefully read the Key Investors Document and Prospectus of the fund, in order to understand the risks of investing into the fund, and to be able to make an informed investor decision. The referred documents are available at the distribution locations and on the official website of VIG Fund Management Zrt. VIG Investment Fund Management Hungary | 1091 Budapest, Üllői út 1. | +36 1 477 4814 | alapkezelo@am.vig| www.vigam.hu