

INVESTMENT POLICY OF THE FUND

The purpose of the investment fund is to create an equity fund that can profit from long-term demographic changes and the related changes in consumer habits. The Fund aims to achieve long-term capital growth by investing in global companies that can benefit from the growth and aging of the population, the social and economic changes associated with a healthy lifestyle, urbanisation, the expansion of the emerging markets' middle class and the global economic trends stemming from these social changes, as well as the changing consumption habits driven by such demographic changes.

The Fund aims to achieve its objectives through equity-type instruments, primarily exchange-traded funds (ETFs), equities and open-ended public investment funds. The Fund takes a forward-looking approach and actively seeks companies in industries that can benefit from the long-term global demographic changes and related changes in consumer habits. Investments are made in companies that have strong fundamentals and are well positioned for long-term value creation and competitive advantage due to demographic and social changes. Trends related to demographic and social changes are long-term processes that go beyond normal economic cycles and are generally global and affect the entire world. Consequently, the Fund is not subject to any geographical restrictions. Since the Fund aims to profit from long-term growth and has significant exposure to the equity market, we recommend the Fund to investors who want to invest in the longer term and have a relatively high willingness to take risk.

MARKET SUMMARY

Over the past month, global capital markets have revolved around two themes: one was the further acceleration of the AI infrastructure investment cycle, and the other was the energy and geopolitical risks associated with the war in Iran. The artificial intelligence story drove the semiconductor sector up at a strong pace, with the Philadelphia Semiconductor Index (an index of the 30 largest companies listed on U.S. stock exchanges) has only risen this much above its 200-day moving average in 1995 and at the peak of the 2000 bubble. Analysts are consistently revising AI companies' capex forecasts upward, yet an increasing portion of this financing is coming from debt. Meanwhile, the energy price shock is severely worsening the macroeconomic picture: inflation data for April and May were consistently higher than expected. Expectations of interest rate cuts have faded, and market participants now consider an interest rate hike more likely. A June interest rate hike by the European Central Bank is becoming increasingly likely, while wage dynamics have remained under control for now. The auto sector, which is key to the economy, presents a mixed picture: total sales have been on an upward trend for three months, and the EV market is expanding. The technical ratification of the EU– US trade agreement took place at the end of May, but the actual tariff rates in several sectors are still a matter of debate.

In the Fund's focus areas, the key event of the month was the first-quarter earnings season, particularly in the healthcare sector. Defensive sectors generally lagged behind the technology-led rally, but within healthcare, companies in the GLP-1 market stood out. The sharp divergence between the two market leaders seen in previous months has partially moderated. Novo Nordisk's quarterly report, released in early May, exceeded revenue and earnings expectations on the back of higher GLP-1 sales, and the company raised its outlook for 2026. The Wegovy brand now accounts for about two-thirds of new U.S. prescriptions, which the company's management viewed as a turning point. Meanwhile, the sector's other major player, Eli Lilly, maintained its leading position: its stock rose nearly 25% during the month, making it the top performer among large-cap pharmaceutical stocks. The company raised its 2026 sales outlook after its quarterly revenue grew by more than 50%. According to management, competition between the two companies is expanding the overall treatment market rather than merely shifting market share from one player to another. In the Fund, we maintained the overweight position in the healthcare sector during the month, and defensive positioning continues to play a balancing role in the portfolio amid rising inflationary and geopolitical risks.

GENERAL INFORMATION

Fund Manager:	VIG Investment Fund Management Hungary
Custodian:	Erste Bank Hungary Zrt.
Main distributor:	VIG Investment Fund Management Hungary
Benchmark composition:	Fund has no benchmark
ISIN code:	HU0000733019
Start:	03/11/2024
Currency:	USD
Net Asset Value of the whole Fund:	1,687,318 USD
Net Asset Value of USD-R series:	86,311 USD
Net Asset Value per unit:	1.112500 USD

DISTRIBUTORS

CIB BANK ZRT, Conseq Investment Management, a.s., Erste Investment Plc., MBH Befektetési Bank Zrt, Raiffeisen Bank cPlc., SPB Befektetési Zrt., VIG Investment Fund Management Hungary

SUGGESTED MINIMUM INVESTMENT PERIOD

3 mths	6 mths	1 yr	2 yr	3 yr	4 yr	5 yr
--------	--------	------	------	------	------	------

ASSET ALLOCATION OF THE FUND

Asset	Weight
Collective securities	65.14 %
International equities	31.95 %
Current account	3.02 %
Liabilities	-0.12 %
Receivables	0.04 %
Market value of open derivative positions	-0.02 %
Total	100.00 %
Derivative products	0.00 %
Net corrected leverage	100.00 %

Assets with over 10% weight

There is no such instrument in the portfolio

RISK PROFILE

1	2	3	4	5	6	7
---	---	---	---	---	---	---

← Lower risk → Higher risk

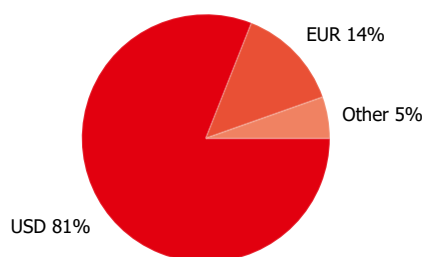
VIG SocialTrend ESG Equity Fund

USD-R series MONTHLY report - 2026 MAY (made on: 05/31/2026)
USD

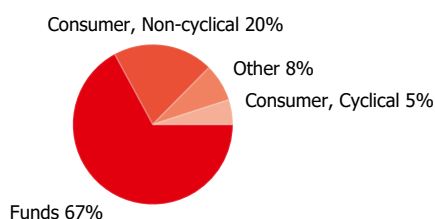
NET YIELD PERFORMANCE OF THE SERIES

Interval	Yield of note	Benchmark yield
YTD	-1.87 %	
From launch	4.92 %	
1 month	0.99 %	
3 months	-3.33 %	
2025	10.66 %	

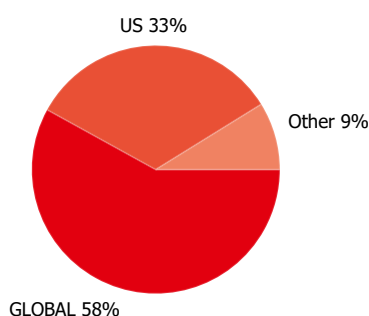
Currency exposure:



Stocks by sectors



Stocks by countries



NET PERFORMANCE OF THE SERIES

net asset value per share, 03/11/2024 - 05/31/2026



RISK INDICATORS

Annualized standard deviation of the fund's weekly yields-based on 1 year	10.42 %
Annualized standard deviation of the fund's weekly yields-based on 3 year	12.45 %
Annualized standard deviation of the fund's weekly yields-based on 5 year	12.45 %
WAM (Weighted Average Maturity)	0.00 years
WAL (Weighted Average Life)	0.00 years

TOP 10 POSITIONS

Asset	Type	Counterparty / issuer	Maturity
Xtrackers MSCI World Consumer ETF	investment note	Xtrackers MSCI World Consumer ETF	8.07 %
Xtrackers MSCI World Consumer D UCITS ETF	investment note	Xtrackers MSCI World Consumer D UCITS ETF	7.04 %
Xtrackers MSCI World Financials UCITS ETF	investment note	Xtrackers MSCI World Financials UCITS ETF	5.94 %
Xtrackers MSCI USA Health Care UCITS ETF	investment note	Xtrackers MSCI USA Health Care UCITS ETF	5.65 %
Lyxor MSCI World Health Care TR UCITS ETF EUR	investment note	Lyxor MSCI World Health Care TR UCITS ETF EUR	5.54 %
Lyxor MSCI World Health Care TR UCITS ETF USD	investment note	Lyxor MSCI World Health Care TR UCITS ETF USD	5.54 %
Lyxor MSCI World Financials TR UCITS ETF	investment note	Lyxor MSCI World Financials TR UCITS ETF	4.75 %
iShares MSCI World Consumer Staples Sector UCITS ETF	investment note	iShares MSCI World Consumer Stapl Sector UCITS ETF	4.31 %
AMAZON COM INC	share	AMAZON COM INC	3.59 %

Legal declaration

The recent document qualifies as Portfolio Report according to the Kbtv. requirements. It contains the following elements based on the last net asset value of the reporting month: presentation of the assets of the fund regarding asset type of portfolio investment and regarding other categories detailed in its investment policy; list of assets (issuers) representing more than 10% of the portfolio; net asset value of the fund, including the cumulated and the calculated value per unit share. Investors are kindly advised, that past performance of the fund does not guarantee future performance. The returns presented are to be considered without applicable taxes, distribution fees and commissions, fees related to account keeping and other costs in relation with holding an investment fund unit. Information presented in the Portfolio Report are for information purposes only, not intended to serve as investment advice, or any other offer. Investors are kindly advised to carefully read the Key Investors Document and Prospectus of the fund, in order to understand the risks of investing into the fund, and to be able to make an informed investor decision. The referred documents are available at the distribution locations and on the official website of VIG Fund Management Zrt. VIG Investment Fund Management Hungary | 1091 Budapest, Üllői út 1. | +36 1 477 4814 | alapkezezo@am.vig | www.vigam.hu