

VIG Global Emerging Market Bond Investment Fund

I series HUF MONTHLY report - 2026 MAY (made on: 05/31/2026)

INVESTMENT POLICY OF THE FUND

The Fund aims to achieve capital growth by investing in bonds of emerging European countries and state-owned companies. The Fund does not apply credit rating restrictions: it may purchase securities of any country or company with any long-term credit rating. The Fund aims for the highest possible capital growth alongside reasonable risk-taking. The Fund primarily purchases foreign currency emerging market bonds, in addition to which it holds Hungarian local currency short-term and long-term bonds for diversification and liquidity management purposes. The bond portfolio may also include short-term, long-term, fixed or floating-rate, structured and convertible bonds issued by mortgage credit institutions, other credit institutions, local governments or other business entities. The core of the Fund's investments is Central Eastern Europe (Hungary, Croatia, Poland, Romania, Slovakia, Ukraine), South East Europe (Serbia, Turkey), the Baltics (Latvia, Lithuania) and the Commonwealth of Independent States (Azerbaijan, Belarus, Kazakhstan, Russia, Georgia, Armenia) and bonds of majority state-owned companies, in addition to which the Fund holds short-term and long-term Hungarian government securities for diversification and liquidity management purposes. The target weight for bond exposures in the Fund in the 16 countries listed (target countries) is 95%. We do not set a limit on debt classification in the Fund. The Fund may only conclude derivative transactions for hedging purposes, or in the interest of establishing an efficient portfolio. The Fund may also hold non-leveraged bond-type collective investment forms. The Fund may also take on significant foreign currency exposure, which is normally covered 100% by the Fund Manager in the target currency (USD), but depending on market conditions, the Fund may also hold open foreign currency positions.

MARKET SUMMARY

Markets remain focused on ceasefire headlines, but the key issue for emerging markets is the Strait of Hormuz. Until normal and reliable transit resumes, the global economy faces a broad supply shock—not just higher oil prices—driving volatility, inflation, and uncertainty. This marks a sharp reversal from the supportive environment at the start of 2026, when growth was strong, inflation was easing, and liquidity was stable. Since tensions escalated in March, disruptions to trade and strategic commodities have increased inflationary pressures while weighing on growth. Markets appear to be pricing in a quick normalization, but supply-side shocks tend to be persistent. While growth has so far been supported by policy buffers and economic momentum, the risk of higher costs feeding through the broader economy remains significant, particularly for emerging markets facing deteriorating trade balances. After reducing exposure to the GCC and other markets most vulnerable to the conflict around Iran in March, we have begun selectively rebuilding positions. We have also moved to a neutral stance on emerging-market external debt, as valuations have become less attractive following the recent recovery.

GENERAL INFORMATION

Fund Manager:	VIG Investment Fund Management Hungary
Custodian:	Unicredit Bank Hungary Zrt.
Main distributor:	VIG Investment Fund Management Hungary
Benchmark composition:	Fund has no benchmark
ISIN code:	HU0000718408
Start:	12/30/2016
Currency:	HUF
Net Asset Value of the whole Fund:	23,096,633 EUR
Net Asset Value of I series:	7,237,106,277 HUF
Net Asset Value per unit:	1.138005 HUF

DISTRIBUTORS

Raiffeisen Bank cPlc.

SUGGESTED MINIMUM INVESTMENT PERIOD

3 mths	6 mths	1 yr	2 yr	3 yr	4 yr	5 yr
--------	--------	------	------	------	------	------

ASSET ALLOCATION OF THE FUND

Asset	Weight
Government bonds	84.46 %
Corporate bonds	4.26 %
T-bills	3.73 %
Market value of open derivative positions	6.18 %
Current account	1.40 %
Liabilities	-0.24 %
Receivables	0.21 %
Total	100,00 %
Derivative products	6.23 %
Net corrected leverage	100.00 %

Assets with over 10% weight

There is no such instrument in the portfolio

RISK PROFILE



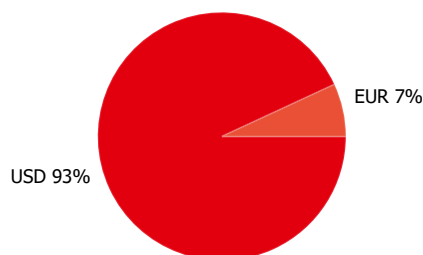
VIG Global Emerging Market Bond Investment Fund

I series HUF MONTHLY report - 2026 MAY (made on: 05/31/2026)

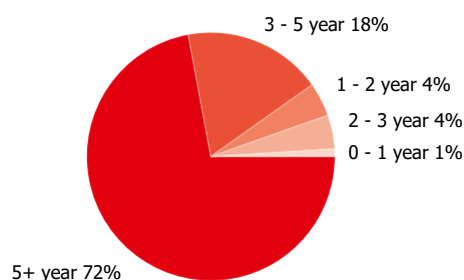
NET YIELD PERFORMANCE OF THE SERIES

Interval	Yield of note	Benchmark yield
YTD	2.07 %	
From launch	1.38 %	
1 month	1.46 %	
3 months	0.14 %	
2025	13.25 %	
2024	7.47 %	
2023	15.36 %	
2022	-29.10 %	
2021	-4.92 %	
2020	6.01 %	
2019	12.05 %	
2018	-5.45 %	
2017	4.87 %	

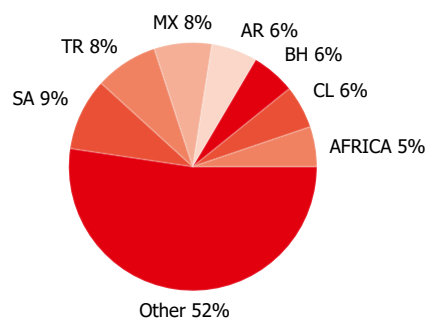
Currency exposure:



Bonds by tenor:

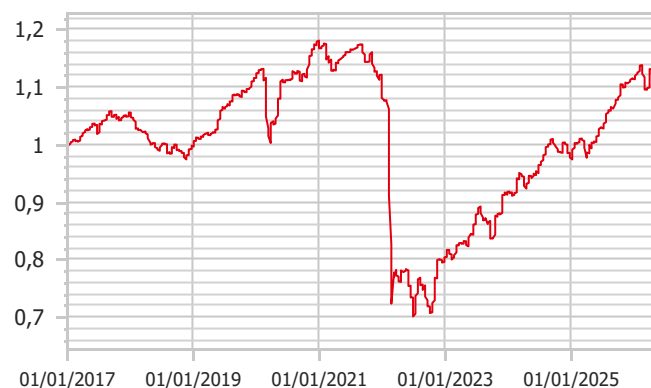


Stocks by countries



NET PERFORMANCE OF THE SERIES

net asset value per share, 12/30/2016 - 05/31/2026



RISK INDICATORS

Annualized standard deviation of the fund's weekly yields-based on 1 year	4.94 %
Annualized standard deviation of the fund's weekly yields-based on 3 year	6.86 %
Annualized standard deviation of the fund's weekly yields-based on 5 year	14.94 %
WAM (Weighted Average Maturity)	7.09 years
WAL (Weighted Average Life)	11.51 years

TOP 10 POSITIONS

Asset	Type	Counterparty / issuer	Maturity	
ARGENT 4 1/8 07/09/35 sinkable 2024/11/08	interest-bearing	Argentina	07/09/2035	4.99 %

KSA 5 3/4 01/16/54	interest-bearing	Saudi Arabian	01/16/2054	3.30 %
BHRAIN 7 3/8 05/14/30	interest-bearing	BAHRAIN	05/14/2030	3.09 %
CHILE 4.85 01/22/29 visszahívható2028	interest-bearing	Chilei Állam	01/22/2029	3.06 %
EGYPT 8 1/2 01/31/47	interest-bearing	Egyiptom	01/31/2047	2.92 %
MEX 7 3/8 05/13/55 call 11/13/54	interest-bearing	Mexico	05/13/2055	2.77 %
MEX 6 3/4 09/27/34	interest-bearing	Mexico	09/27/2034	2.64 %
INDON 3.05 03/12/51	interest-bearing	Indonesian State	03/12/2051	2.29 %
BHRAIN 7 3/4 04/18/35	interest-bearing	BAHRAIN	04/18/2035	2.19 %
UKRAIN 0 02/01/35	zero coupon	Ukrainian State	02/01/2035	2.16 %

Legal declaration

The recent document qualifies as Portfolio Report according to the Kbtv. requirements. It contains the following elements based on the last net asset value of the reporting month: presentation of the assets of the fund regarding asset type of portfolio investment and regarding other categories detailed in its investment policy; list of assets (issuers) representing more than 10% of the portfolio; net asset value of the fund, including the cumulated and the calculated value per unit share. Investors are kindly advised, that past performance of the fund does not guarantee future performance. The returns presented are to be considered without applicable taxes, distribution fees and commissions, fees related to account keeping and other costs in relation with holding an investment fund unit. Information presented in the Portfolio Report are for information purposes only, not intended to serve as investment advice, or any other offer. Investors are kindly advised to carefully read the Key Investors Document and Prospectus of the fund, in order to understand the risks of investing into the fund, and to be able to make an informed investor decision. The referred documents are available at the distribution locations and on the official website of VIG Fund Management Zrt. VIG Investment Fund Management Hungary | 1091 Budapest, Üllői út 1. | +36 1 477 4814 | alapkezo@am.vig | www.vigam.hu