

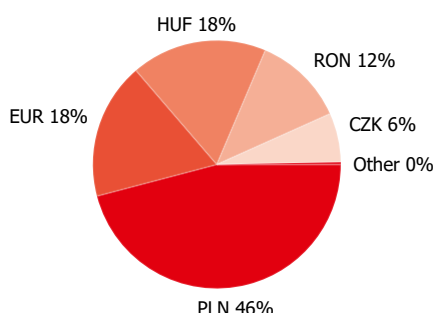
VIG Central European Equity Fund

HUF-RP series MONTHLY report - 2026 MAY (made on: 05/31/2026)
HUF

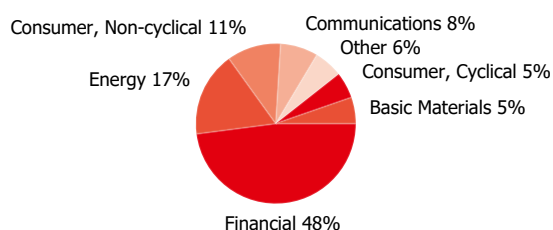
NET YIELD PERFORMANCE OF THE SERIES

Interval	Yield of note	Benchmark yield
YTD	6.86 %	8.03 %
From launch	10.11 %	5.03 %
1 month	2.65 %	2.34 %
3 months	1.49 %	2.26 %
2025	42.97 %	43.69 %
2024	16.55 %	18.90 %
2023	32.73 %	31.39 %
2022	-14.03 %	-10.51 %
2021	33.18 %	33.21 %
2020	-5.95 %	-5.77 %
2019	10.90 %	12.03 %
2018	-8.23 %	-7.91 %
2017	26.04 %	25.00 %
2016	7.31 %	5.96 %

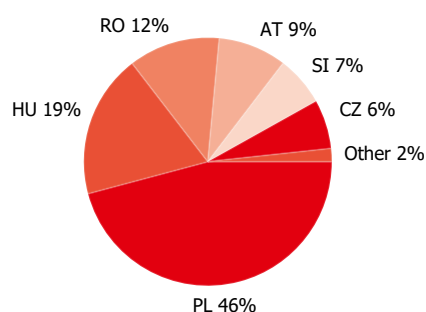
Currency exposure:



Stocks by sectors



Stocks by countries



NET PERFORMANCE OF THE SERIES

net asset value per share, 03/16/1998 - 05/31/2026



RISK INDICATORS

Annualized standard deviation of the fund's weekly yields-based on 1 year	11.32 %
Annualized standard deviation of the benchmark's weekly yields- based on 1 year	11.48 %
Annualized standard deviation of the fund's weekly yields-based on 3 year	14.70 %
Annualized standard deviation of the fund's weekly yields-based on 5 year	17.36 %
WAM (Weighted Average Maturity)	0.00 years
WAL (Weighted Average Life)	0.00 years

TOP 10 POSITIONS

Asset	Type	Counterparty / issuer	Maturity
PKO Bank	share	PKO Bank Polski SA	8.48 %
OTP Bank törzsrésztvény	share	OTP Bank Nyrt.	8.43 %
Erste Group Bank AG	share	ERSTE Group Bank AG Austria	8.32 %
Polski Koncern Naftowy	share	ORLEN SA	8.01 %
KGHM Polska SA	share	KGHM Polska Miedz SA	5.15 %
Allegro.eu SA	share	ALLEGRO.EU	4.70 %
BANCA TRANSILVANIA	share	Banca Transilvania SA	4.56 %
OMV PETROM SA	share	OMV PETROM	4.28 %
Bank Pekao SA	share	Bank Pekao Sa	4.17 %
LPP	share	LPP SA	4.05 %

Legal declaration

The recent document qualifies as Portfolio Report according to the Kbtv. requirements. It contains the following elements based on the last net asset value of the reporting month: presentation of the assets of the fund regarding asset type of portfolio investment and regarding other categories detailed in its investment policy; list of assets (issuers) representing more than 10% of the portfolio; net asset value of the fund, including the cumulated and the calculated value per unit share. Investors are kindly advised, that past performance of the fund does not guarantee future performance. The returns presented are to be considered without applicable taxes, distribution fees and commissions, fees related to account keeping and other costs in relation with holding an investment fund unit. Information presented in the Portfolio Report are for information purposes only, not intended to serve as investment advice, or any other offer. Investors are kindly advised to carefully read the Key Investors Document and Prospectus of the fund, in order to understand the risks of investing into the fund, and to be able to make an informed investor decision. The referred documents are available at the distribution locations and on the official website of VIG Fund Management Zrt. VIG Investment Fund Management Hungary | 1091 Budapest, Üllői út 1. | +36 1 477 4814 | alapkezeslo@am.vig | www.vigam.hu