

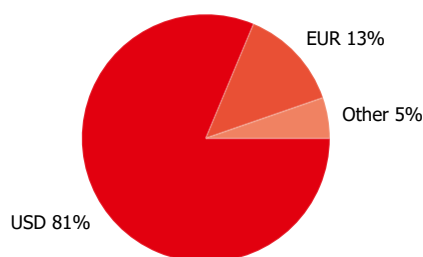
VIG SocialTrend ESG Equity Fund

CZKh-R series MONTHLY report - 2026 APRIL (made on: 04/30/2026)
CZK

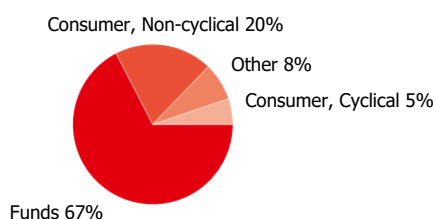
NET YIELD PERFORMANCE OF THE SERIES

Interval	Yield of note	Benchmark yield
YTD	-2.83 %	
From launch	3.88 %	
1 month	3.99 %	
3 months	-3.79 %	
2025	8.58 %	

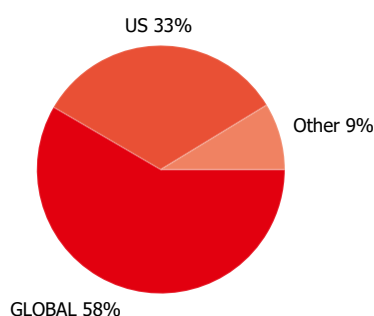
Currency exposure:



Stocks by sectors

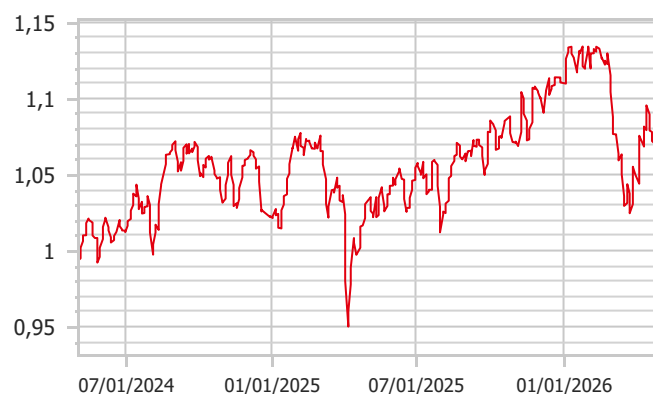


Stocks by countries



NET PERFORMANCE OF THE SERIES

net asset value per share, 05/02/2024 - 04/30/2026



RISK INDICATORS

Annualized standard deviation of the fund's weekly yields-based on 1 year	10.35 %
Annualized standard deviation of the fund's weekly yields-based on 3 year	12.68 %
Annualized standard deviation of the fund's weekly yields-based on 5 year	12.68 %
WAM (Weighted Average Maturity)	0.00 years
WAL (Weighted Average Life)	0.00 years

TOP 10 POSITIONS

Asset	Type	Counterparty / issuer	Maturity
Xtrackers MSCI World Consumer ETF	investment note	Xtrackers MSCI World Consumer ETF	8.29 %
Xtrackers MSCI World Consumer D UCITS ETF	investment note	Xtrackers MSCI World Consumer D UCITS ETF	6.76 %
Xtrackers MSCI World Financials UCITS ETF	investment note	Xtrackers MSCI World Financials UCITS ETF	5.93 %
Xtrackers MSCI USA Health Care UCITS ETF	investment note	Xtrackers MSCI USA Health Care UCITS ETF	5.54 %
Lyxor MSCI World Health Care TR UCITS ETF EUR	investment note	Lyxor MSCI World Health Care TR UCITS ETF EUR	5.49 %
Lyxor MSCI World Health Care TR UCITS ETF USD	investment note	Lyxor MSCI World Health Care TR UCITS ETF USD	5.47 %
Lyxor MSCI World Financials TR UCITS ETF	investment note	Lyxor MSCI World Financials TR UCITS ETF	4.76 %
iShares MSCI World Consumer Staples Sector UCITS ETF	investment note	iShares MSCI World Consumer Stapl Sector UCITS ETF	4.43 %

Xtrackers MSCI World Health Care UCITS ETF	investment note	Xtrackers MSCI World Health Care UCITS ETF	4.29 %
AMAZON COM INC	share	AMAZON COM INC	3.54 %

Legal declaration

The recent document qualifies as Portfolio Report according to the Kbtv. requirements. It contains the following elements based on the last net asset value of the reporting month: presentation of the assets of the fund regarding asset type of portfolio investment and regarding other categories detailed in its investment policy; list of assets (issuers) representing more than 10% of the portfolio; net asset value of the fund, including the cumulated and the calculated value per unit share. Investors are kindly advised, that past performance of the fund does not guarantee future performance. The returns presented are to be considered without applicable taxes, distribution fees and commissions, fees related to account keeping and other costs in relation with holding an investment fund unit. Information presented in the Portfolio Report are for information purposes only, not intended to serve as investment advice, or any other offer. Investors are kindly advised to carefully read the Key Investors Document and Prospectus of the fund, in order to understand the risks of investing into the fund, and to be able to make an informed investor decision. The referred documents are available at the distribution locations and on the official website of VIG Fund Management Zrt. VIG Investment Fund Management Hungary | 1091 Budapest, Üllői út 1. | +36 1 477 4814 | alapkezele@am.vig | www.vigam.hu