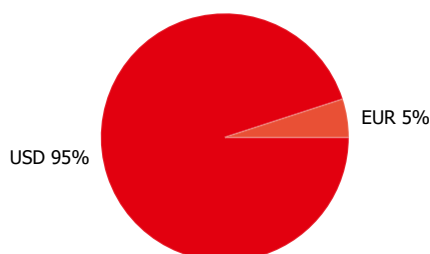




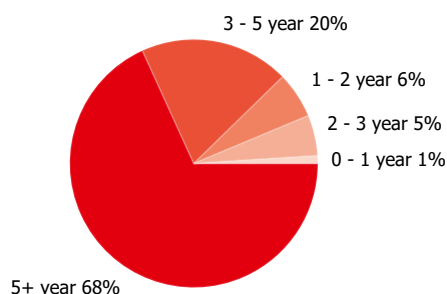
## NET YIELD PERFORMANCE OF THE SERIES

Interval	Yield of note	Benchmark yield
YTD	0.26 %	
From launch	-1.74 %	
1 month	2.94 %	
3 months	-0.08 %	
2025	12.99 %	
2024	5.88 %	
2023	14.72 %	
2022	-30.82 %	
2021	-4.22 %	

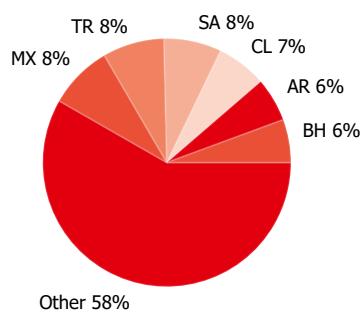
### Currency exposure:



### Bonds by tenor:



### Stocks by countries



## NET PERFORMANCE OF THE SERIES

net asset value per share, 12/29/2020 - 04/30/2026



## RISK INDICATORS

Annualized standard deviation of the fund's weekly yields-based on 1 year	4.89 %
Annualized standard deviation of the fund's weekly yields-based on 3 year	6.72 %
Annualized standard deviation of the fund's weekly yields-based on 5 year	14.84 %
WAM (Weighted Average Maturity)	7.29 years
WAL (Weighted Average Life)	11.09 years

## TOP 10 POSITIONS

Asset	Type	Counterparty / issuer	Maturity	
ARGENT 4 1/8 07/09/35 sinkable 2024/11/08	interest-bearing	Argentína	07/09/2035	4.88 %
CHILE 4.85 01/22/29 visszahívható2028	interest-bearing	Chilei Állam	01/22/2029	4.07 %
KSA 5 3/4 01/16/54	interest-bearing	Saudi Arabian	01/16/2054	3.32 %
BHRAIN 7 3/8 05/14/30	interest-bearing	BAHRAIN	05/14/2030	3.20 %
MEX 6 3/4 09/27/34	interest-bearing	Mexico	09/27/2034	2.84 %
EGYPT 8 1/2 01/31/47	interest-bearing	Egyiptom	01/31/2047	2.83 %
INDON 3.05 03/12/51	interest-bearing	Indonesian State	03/12/2051	2.30 %

MEX 3 3/4 01/11/28	interest-bearing	Mexico	01/11/2028	2.27 %
BHRAIN 7 3/4 04/18/35	interest-bearing	BAHRAIN	04/18/2035	2.18 %
CHILE 3 7/8 04/14/36 visszahívható 2036/01/14	interest-bearing	Chilei Állam	04/14/2036	2.17 %

#### Legal declaration

The recent document qualifies as Portfolio Report according to the Kbtv. requirements. It contains the following elements based on the last net asset value of the reporting month: presentation of the assets of the fund regarding asset type of portfolio investment and regarding other categories detailed in its investment policy; list of assets (issuers) representing more than 10% of the portfolio; net asset value of the fund, including the cumulated and the calculated value per unit share. Investors are kindly advised, that past performance of the fund does not guarantee future performance. The returns presented are to be considered without applicable taxes, distribution fees and commissions, fees related to account keeping and other costs in relation with holding an investment fund unit. Information presented in the Portfolio Report are for information purposes only, not intended to serve as investment advice, or any other offer. Investors are kindly advised to carefully read the Key Investors Document and Prospectus of the fund, in order to understand the risks of investing into the fund, and to be able to make an informed investor decision. The referred documents are available at the distribution locations and on the official website of VIG Fund Management Zrt. VIG Investment Fund Management Hungary | 1091 Budapest, Üllői út 1. | +36 1 477 4814 | alapkezo@am.vig | www.vigam.hu