

# VIG Global Emerging Market Bond Investment Fund

A series EUR MONTHLY report - 2026 APRIL (made on: 04/30/2026)

## INVESTMENT POLICY OF THE FUND

The Fund aims to achieve capital growth by investing in bonds of emerging European countries and state-owned companies. The Fund does not apply credit rating restrictions: it may purchase securities of any country or company with any long-term credit rating. The Fund aims for the highest possible capital growth alongside reasonable risk-taking. The Fund primarily purchases foreign currency emerging market bonds, in addition to which it holds Hungarian local currency short-term and long-term bonds for diversification and liquidity management purposes. The bond portfolio may also include short-term, long-term, fixed or floating-rate, structured and convertible bonds issued by mortgage credit institutions, other credit institutions, local governments or other business entities. The core of the Fund's investments is Central Eastern Europe (Hungary, Croatia, Poland, Romania, Slovakia, Ukraine), South East Europe (Serbia, Turkey), the Baltics (Latvia, Lithuania) and the Commonwealth of Independent States (Azerbaijan, Belarus, Kazakhstan, Russia, Georgia, Armenia) and bonds of majority state-owned companies, in addition to which the Fund holds short-term and long-term Hungarian government securities for diversification and liquidity management purposes. The target weight for bond exposures in the Fund in the 16 countries listed (target countries) is 95%. We do not set a limit on debt classification in the Fund. The Fund may only conclude derivative transactions for hedging purposes, or in the interest of establishing an efficient portfolio. The Fund may also hold non-leveraged bond-type collective investment forms. The Fund may also take on significant foreign currency exposure, which is normally covered 100% by the Fund Manager in the target currency (USD), but depending on market conditions, the Fund may also hold open foreign currency positions.

## MARKET SUMMARY

The current market is drowning in noise, making it hard to spot the real drivers for markets (EM). While ceasefire talks grab the headlines, the only metric that actually matters is whether the Strait of Hormuz returns to full, reliable operation. Until that transit point is secure, we aren't just looking at expensive oil – we're facing a systemic supply shock that fuels volatility and uncertainty across the board. This is a massive reversal from the "Goldilocks" environment we saw at the start of 2026. Back then, growth was up, inflation was cooling, and liquidity was steady. That stability evaporated in March when Middle East tensions spiked. Crucially, this isn't a simple energy crisis. The Hormuz bottleneck has choked off a vast range of strategic commodities, turning a localized disruption into a global supply chain nightmare. Even if the news looks optimistic, the physical reality of impaired trade is what will keep inflation high and growth under pressure. Investors seem to be betting on a quick "return to normal," but supply-driven shocks are notoriously sticky. We are already seeing inflation manifest in the data, and the real danger is that these costs will bake themselves into the broader economy through "second-round effects." While existing momentum and policy cushions are currently propping up growth, that support is fragile. If liquidity dries up and confidence fails, the economic hit will be much harder than markets are currently pricing in – especially as EM trade balances take a hit from surging import costs. After sharply cutting our exposure to the GCC and regions vulnerable to the conflict in Iran back in March, we have begun a disciplined process of rebuilding those positions. At the asset-class level, we have moved to a neutral stance on emerging-market external debt. Our move to neutral reflects the fact that valuations have become stretched again; with assets looking relatively expensive, we see limited potential for significant gains in the short term.

## GENERAL INFORMATION

Fund Manager:	VIG Investment Fund Management Hungary
Custodian:	Unicredit Bank Hungary Zrt.
Main distributor:	VIG Investment Fund Management Hungary
Benchmark composition:	Fund has no benchmark
ISIN code:	HU0000706114
Start:	12/11/2007
Currency:	EUR
Net Asset Value of the whole Fund:	22,681,609 EUR
Net Asset Value of A series:	835,195 EUR
Net Asset Value per unit:	0.798872 EUR

## DISTRIBUTORS

Concorde Securities Ltd., Erste Investment Plc., MBH Bank Nyrt., MBH Befektetési Bank Zrt, OTP Bank Nyrt., Patria Finance Magyarországi Fióktelepe, Raiffeisen Bank cPlc., SPB Befektetési Zrt., UniCredit Bank Hungary cPlc., Vienna Life TU na Zycie S.A. Vienna Insurance Group, VIG Investment Fund Management Hungary

## SUGGESTED MINIMUM INVESTMENT PERIOD

3 mths	6 mths	1 yr	2 yr	3 yr	4 yr	5 yr
--------	--------	------	------	------	------	------

## ASSET ALLOCATION OF THE FUND

Asset	Weight
Government bonds	89.76 %
T-bills	3.37 %
Corporate bonds	2.72 %
Liabilities	-5.47 %
Market value of open derivative positions	3.76 %
Receivables	3.75 %
Current account	2.11 %
<b>Total</b>	<b>100,00 %</b>
Derivative products	4.47 %
Net corrected leverage	100.00 %

### Assets with over 10% weight

There is no such instrument in the portfolio

## RISK PROFILE

1	2	3	4	5	6	7
---	---	---	---	---	---	---

← Lower risk → Higher risk

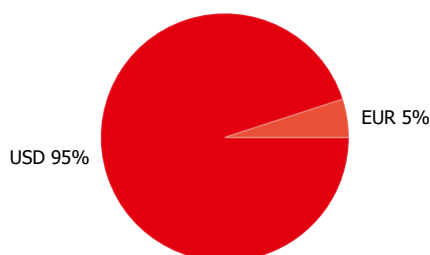
# VIG Global Emerging Market Bond Investment Fund

A series EUR MONTHLY report - 2026 APRIL (made on: 04/30/2026)

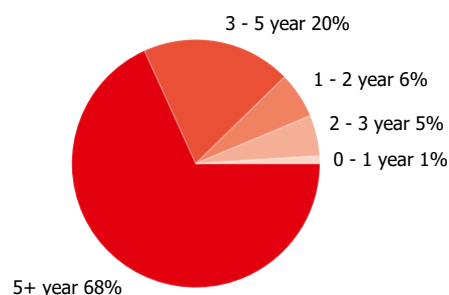
## NET YIELD PERFORMANCE OF THE SERIES

Interval	Yield of note	Benchmark yield
YTD	-0.99 %	
From launch	-1.21 %	
1 month	2.29 %	
3 months	-1.27 %	
2025	8.88 %	
2024	1.44 %	
2023	4.76 %	
2022	-34.14 %	
2021	-6.41 %	
2020	4.40 %	
2019	10.41 %	
2018	-5.82 %	
2017	4.30 %	
2016	0.03 %	

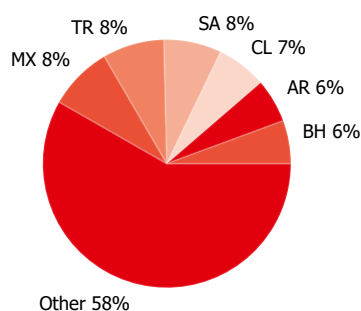
### Currency exposure:



### Bonds by tenor:

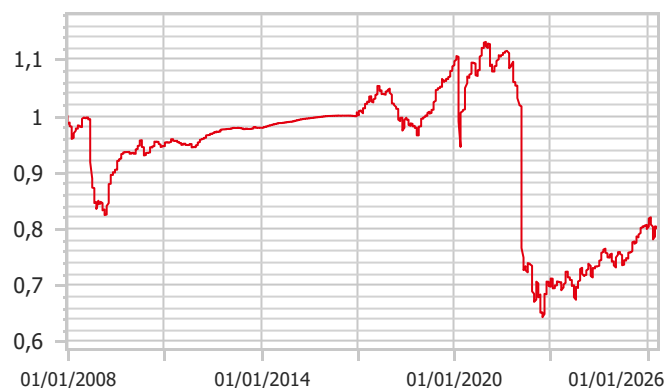


### Stocks by countries



## NET PERFORMANCE OF THE SERIES

net asset value per share, 12/11/2007 - 04/30/2026



## RISK INDICATORS

Annualized standard deviation of the fund's weekly yields-based on 1 year	4.79 %
Annualized standard deviation of the fund's weekly yields-based on 3 year	6.69 %
Annualized standard deviation of the fund's weekly yields-based on 5 year	14.32 %
WAM (Weighted Average Maturity)	7.29 years
WAL (Weighted Average Life)	11.09 years

## TOP 10 POSITIONS

Asset	Type	Counterparty / issuer	Maturity	
ARGENT 4 1/8 07/09/35 sinkable 2024/11/08	interest-bearing	Argentína	07/09/2035	4.88 %
CHILE 4.85 01/22/29 visszahívható2028	interest-bearing	Chilei Állam	01/22/2029	4.07 %
KSA 5 3/4 01/16/54	interest-bearing	Saudi Arabian	01/16/2054	3.32 %
BHRAIN 7 3/8 05/14/30	interest-bearing	BAHRAIN	05/14/2030	3.20 %
MEX 6 3/4 09/27/34	interest-bearing	Mexico	09/27/2034	2.84 %
EGYPT 8 1/2 01/31/47	interest-bearing	Egyiptom	01/31/2047	2.83 %
INDON 3.05 03/12/51	interest-bearing	Indonesian State	03/12/2051	2.30 %
MEX 3 3/4 01/11/28	interest-bearing	Mexico	01/11/2028	2.27 %
BHRAIN 7 3/4 04/18/35	interest-bearing	BAHRAIN	04/18/2035	2.18 %
CHILE 3 7/8 04/14/36 visszahívható 2036/01/14	interest-bearing	Chilei Állam	04/14/2036	2.17 %

#### Legal declaration

The recent document qualifies as Portfolio Report according to the Kbtv. requirements. It contains the following elements based on the last net asset value of the reporting month: presentation of the assets of the fund regarding asset type of portfolio investment and regarding other categories detailed in its investment policy; list of assets (issuers) representing more than 10% of the portfolio; net asset value of the fund, including the cumulated and the calculated value per unit share. Investors are kindly advised, that past performance of the fund does not guarantee future performance. The returns presented are to be considered without applicable taxes, distribution fees and commissions, fees related to account keeping and other costs in relation with holding an investment fund unit. Information presented in the Portfolio Report are for information purposes only, not intended to serve as investment advice, or any other offer. Investors are kindly advised to carefully read the Key Investors Document and Prospectus of the fund, in order to understand the risks of investing into the fund, and to be able to make an informed investor decision. The referred documents are available at the distribution locations and on the official website of VIG Fund Management Zrt. VIG Investment Fund Management Hungary | 1091 Budapest, Üllői út 1. | +36 1 477 4814 | alapkezeslo@am.vig | www.vigam.hu