

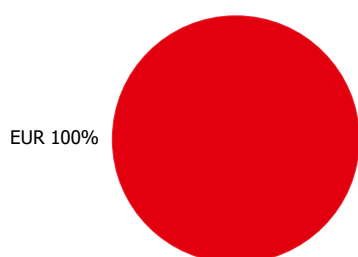
VIG Developed Market Short Term Bond Investment Fund

UI series USD MONTHLY report - 2026 APRIL (made on: 04/30/2026)

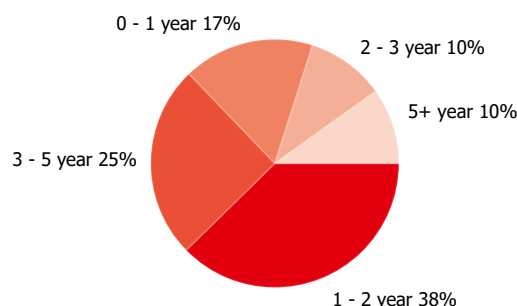
NET YIELD PERFORMANCE OF THE SERIES

Interval	Yield of note	Benchmark yield
YTD	0.31 %	
From launch	4.16 %	
1 month	0.50 %	
3 months	-0.16 %	
2025	3.93 %	
2024	4.04 %	

Currency exposure:

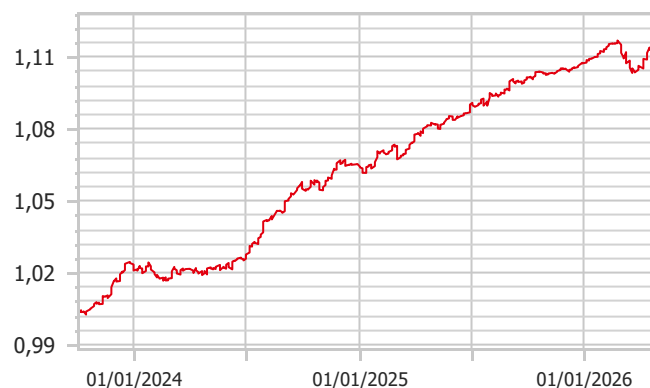


Bonds by tenor:



NET PERFORMANCE OF THE SERIES

net asset value per share, 10/03/2023 - 04/30/2026



RISK INDICATORS

Annualized standard deviation of the fund's weekly yields-based on 1 year	1.14 %
Annualized standard deviation of the fund's weekly yields-based on 3 year	1.42 %
Annualized standard deviation of the fund's weekly yields-based on 5 year	1.42 %
WAM (Weighted Average Maturity)	2.25 years
WAL (Weighted Average Life)	2.41 years

TOP 10 POSITIONS

Asset	Type	Counterparty / issuer	Maturity	
BTPS 3 10/01/29	interest-bearing	Italian State	10/01/2029	12.75 %
FRTR 1 05/25/27	interest-bearing	French state	05/25/2027	9.99 %
FRTR 2 3/4 02/25/30	interest-bearing	French state	02/25/2030	8.45 %
BTPS 6 1/2 11/01/27	interest-bearing	Italian State	11/01/2027	7.20 %
EU 2 7/8 12/06/27	interest-bearing	European Union	12/06/2027	6.39 %
SPGB 2027/10/31 1,45%	interest-bearing	Spanish State	10/31/2027	5.87 %
BGB 0.8 06/22/28	interest-bearing	Belgian State	06/22/2028	5.38 %
DBR 0 1/4 08/15/28	interest-bearing	German State	08/15/2028	4.78 %
FRTR 2,5% 09/24/26	interest-bearing	French state	09/24/2026	4.17 %
ROMANI EUR 2033/04/14 2%	interest-bearing	Romanian State	04/14/2033	3.81 %

Legal declaration

The recent document qualifies as Portfolio Report according to the Kbtv. requirements. It contains the following elements based on the last net asset value of the reporting month: presentation of the assets of the fund regarding asset type of portfolio investment and regarding other categories detailed in its investment policy; list of assets (issuers) representing more than 10% of the portfolio; net asset value of the fund, including the cumulated and the calculated value per unit share. Investors are kindly advised, that past performance of the fund does not guarantee future performance. The returns presented are to be considered without applicable taxes, distribution fees and commissions, fees related to account keeping and other costs in relation with holding an investment fund unit. Information presented in the Portfolio Report are for information purposes only, not intended to serve as investment advice, or any other offer. Investors are kindly advised to carefully read the Key Investors Document and Prospectus of the fund, in order to understand the risks of investing into the fund, and to be able to make an informed investor decision. The referred documents are available at the distribution locations and on the official website of VIG Fund Management Zrt. VIG Investment Fund Management Hungary | 1091 Budapest, Üllői út 1. | +36 1 477 4814 | alapkezezo@am.vig | www.vigam.hu