



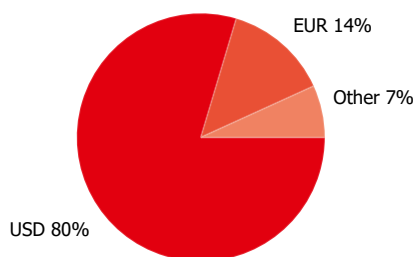
# VIG MegaTrend Equity Fund

PLN-IP series MONTHLY report - 2026 MARCH (made on: 03/31/2026)  
PLN

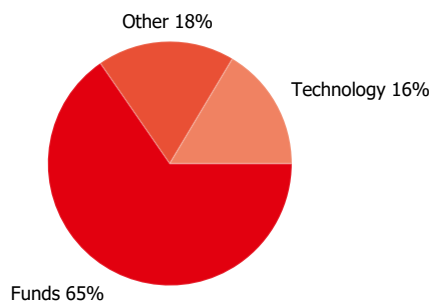
## NET YIELD PERFORMANCE OF THE SERIES

Interval	Yield of note	Benchmark yield
YTD	-2.09 %	0.51 %
From launch	7.89 %	11.46 %
1 month	-3.23 %	-3.03 %
3 months	-2.09 %	0.51 %
2025	5.97 %	7.44 %
2024	21.29 %	22.45 %
2023	4.74 %	9.25 %
2022	-17.44 %	-11.41 %
2021	15.13 %	28.21 %

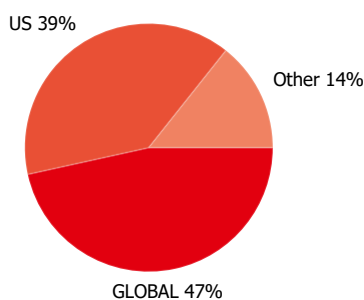
### Currency exposure:



### Stocks by sectors



### Stocks by countries



## NET PERFORMANCE OF THE SERIES

net asset value per share, 06/09/2020 - 03/31/2026



## RISK INDICATORS

Annualized standard deviation of the fund's weekly yields- based on 1 year	14.50 %
Annualized standard deviation of the benchmark's weekly yields- based on 1 year	14.07 %
Annualized standard deviation of the fund's weekly yields- based on 3 year	14.45 %
Annualized standard deviation of the fund's weekly yields- based on 5 year	16.07 %
WAM (Weighted Average Maturity)	0.00 years
WAL (Weighted Average Life)	0.00 years

## TOP 10 POSITIONS

Asset	Type	Counterparty / issuer	Maturity	
NASDAQ 100 E-MINI Jun26 Buy	derivative	Erste Bef. Hun	06/18/2026	6.32 %
Future of Defence UCITS ETF	investment note	Future of Defence UCITS ETF		5.34 %
Global X US Infrastructure Dev UCITS ETF	investment note	Global X U.S. Infrastructure Development ETF		5.14 %
Xtrackers AI & Big Data UCITS ETF	investment note	Xtrackers AI & Big Data UCITS ETF		4.29 %
Global X Uranium UCITS ETF	investment note	Global X Uranium UCITS ETF		4.15 %
Xtrackers MSCI World Financials UCITS ETF	investment note	Xtrackers MSCI World Financials UCITS ETF		3.98 %

L&G Artificial Intelligence UCITS ETF	investment note	L&G Artificial Intelligence UCITS ETF	3.53 %
NVIDIA Corp	share	NVIDIA Corporation	3.42 %
First Trust NASDAQ Clean Edge Smart Grid Infrastructure UCITS ETF	investment note	First Trust Nasdaq Smart Grid Infrac. UCITS ETF	3.26 %
Microsoft Corp	share	Microsoft Corp	3.14 %

#### Legal declaration

The recent document qualifies as Portfolio Report according to the Kbtv. requirements. It contains the following elements based on the last net asset value of the reporting month: presentation of the assets of the fund regarding asset type of portfolio investment and regarding other categories detailed in its investment policy; list of assets (issuers) representing more than 10% of the portfolio; net asset value of the fund, including the cumulated and the calculated value per unit share. Investors are kindly advised, that past performance of the fund does not guarantee future performance. The returns presented are to be considered without applicable taxes, distribution fees and commissions, fees related to account keeping and other costs in relation with holding an investment fund unit. Information presented in the Portfolio Report are for information purposes only, not intended to serve as investment advice, or any other offer. Investors are kindly advised to carefully read the Key Investors Document and Prospectus of the fund, in order to understand the risks of investing into the fund, and to be able to make an informed investor decision. The referred documents are available at the distribution locations and on the official website of VIG Fund Management Zrt. VIG Investment Fund Management Hungary | 1091 Budapest, Üllői út 1. | +36 1 477 4814 | [alapkezo@am.vig](mailto:alapkezo@am.vig) | [www.vigam.hu](http://www.vigam.hu)