

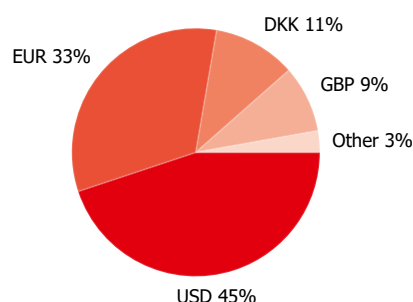
VIG GreenTrend Equity Fund

USD-I series MONTHLY report - 2026 MARCH (made on: 03/31/2026)
USD

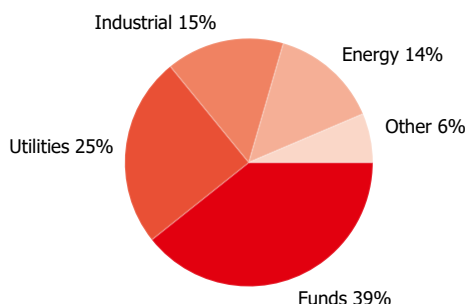
NET YIELD PERFORMANCE OF THE SERIES

Interval	Yield of note	Benchmark yield
YTD	3.82 %	
From launch	9.28 %	
1 month	-3.25 %	
3 months	3.82 %	
2025	25.09 %	

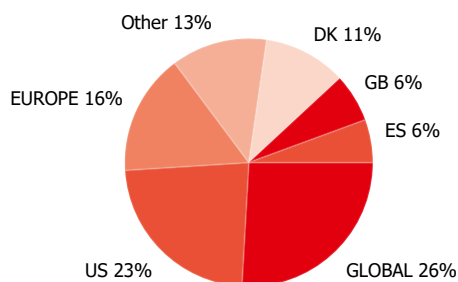
Currency exposure:



Stocks by sectors



Stocks by countries



NET PERFORMANCE OF THE SERIES

net asset value per share, 08/05/2024 - 03/31/2026



RISK INDICATORS

Annualized standard deviation of the fund's weekly yields-based on 1 year	14.88 %
Annualized standard deviation of the fund's weekly yields-based on 3 year	14.65 %
Annualized standard deviation of the fund's weekly yields-based on 5 year	14.65 %
WAM (Weighted Average Maturity)	0.00 years
WAL (Weighted Average Life)	0.00 years

TOP 10 POSITIONS

Asset	Type	Counterparty / issuer	Maturity
Deka MSCI World Climate Change ESG UCITS ETF	investment note	Deka MSCI World Climate Change	14.50 %
Invesco Solar Energy UCITS ETF	investment note	Invesco Solar Energy UCITS ETF	8.63 %
First Trust Global Wind Energy ETF	investment note	First Trust Global Wind Energy ETF	5.30 %
Orsted A/S (DKK)	share	ORSTED A/S	5.24 %
VESTAS WIND SYSTEMS A/S	share	Vestas Wind Systems A/S	4.35 %
Iberdrola Sa	share	IBERDROLA FINANZAS SA	4.08 %
NEXTracker Inc	share	NEXTracker Inc	4.00 %
Xtrackers MSCI World Utilities UCITS ETF	investment note	Xtrackers MSCI World Utilities UCITS ETF	3.90 %
RWE AG	share	RWE AG	3.88 %
Global X Autonomous & Electric Vehicles ETF	investment note	Global X Autonomous & Electric Vehicles ETF	3.78 %

Legal declaration

The recent document qualifies as Portfolio Report according to the Kbfv. requirements. It contains the following elements based on the last net asset value of the reporting month: presentation of the assets of the fund regarding asset type of portfolio investment and regarding other categories detailed in its investment policy; list of assets (issuers) representing more than 10% of the portfolio; net asset value of the fund, including the cumulated and the calculated value per unit share. Investors are kindly advised, that past performance of the fund does not guarantee future performance. The returns presented are to be considered without applicable taxes, distribution fees and commissions, fees related to account keeping and other costs in relation with holding an investment fund unit. Information presented in the Portfolio Report are for information purposes only, not intended to serve as investment advice, or any other offer. Investors are kindly advised to carefully read the Key Investors Document and Prospectus of the fund, in order to understand the risks of investing into the fund, and to be able to make an informed investor decision. The referred documents are available at the distribution locations and on the official website of VIG Fund Management Zrt. VIG Investment Fund Management Hungary | 1091 Budapest, Üllői út 1. | +36 1 477 4814 | alapkezero@am.vig | www.vigam.hu