

## INVESTMENT POLICY OF THE FUND

The primary objective of the Fund is sustainable investment, specifically to have a positive environmental impact. It seeks to go beyond mitigating environmental harm and aims to act as a catalyst for environmental change. While the Fund's primary environmental goal is climate change mitigation, it may also contribute to its sustainability objective through other environmental or social targets. Alongside sustainable investment, the Fund also targets capital growth. It primarily, though not exclusively, aims to achieve its goals through investments in equities and equity ETFs. To support its objective, the Fund may also invest in other transferable and equity-linked securities. The Fund Manager integrates sustainability risks and their management into the Fund's investment decision-making process. The Fund's goal is sustainable investment, and it thus falls under Article 9 of the SFDR regulation. The Fund does not apply geographical or sector-specific restrictions, allowing it to invest globally, including in emerging markets. It intends to reach its objectives mainly with equity-type assets, primarily but not exclusively through publicly traded shares, ETFs, and open-ended, public investment funds. The Fund's goal is sustainable investment, which it seeks to achieve mainly through a positive impact on environmental factors within the ESG universe. To this end, it plans to invest primarily in companies with a low ecological footprint, which contribute through their activities to solving global environmental issues—such as transitioning to a lower-carbon economy or adopting a circular economic model. The Fund invests mainly, though not exclusively, in companies significantly involved in energy efficiency, renewable and clean energy, pollution control, water supply and technology, waste management and recycling, sustainable agriculture and forestry, and the sharing economy. The Fund does not have a geographical focus, as environmental interests extend beyond normal economic cycles, encompassing generally global, long-term processes that affect the entire world. Since the Fund aims to benefit from long-term growth and has equity market exposure, it is recommended for investors (1) who seek to invest in securities without geographical limitations and are backed by companies that focus on environmental factors in their activities, (2) whose primary goal is sustainable investment, and (3) who have a high risk tolerance and are willing to accept significant fluctuations in the value of their investments. The asset manager has discretionary authority to decide, based on market conditions, whether to reduce currency risk in positions denominated in currencies other than the target currency by entering into hedging transactions. For efficient portfolio management, the exposure from derivative transactions may not exceed 30% of the Fund's net asset value.

## MARKET SUMMARY

In March, global stock markets were dominated by the escalation of the U.S.-Iran armed conflict that erupted in late February; the near-total closure of the Strait of Hormuz and the explosive rise in oil prices painted a picture of a stagflationary scenario. Brent crude rose by more than 70% in March, surpassing \$100 per barrel, while the S&P 500 fell nearly 5%, marking its worst monthly performance since September 2022. The Fed kept interest rates unchanged in the 3.50– 3.75% range, and expectations of rate cuts have virtually disappeared. Among developed market sectors, only the energy sector closed in positive territory in March, with a 10% rise. The utilities sector, traditionally viewed as more defensive, has performed well this year, and renewable energy stocks also held up well even in March. However, growing fears of stagflation could put pressure on these sectors as well. The postponement of interest rate cuts or even the possibility of rate hikes could increase the financing burdens of this typically indebted sector, although the outlook depends largely on how the war unfolds. On the positive side, however, the conflict in Iran could increase price volatility and supply risks for fossil fuels—particularly oil and gas—which could boost the value of renewable sources that ensure energy independence. As a result, governments and investors may pay greater attention to renewable energy, which could support the performance of such companies' stocks.

## GENERAL INFORMATION

Fund Manager:	VIG Investment Fund Management Hungary
Custodian:	Erste Bank Hungary Zrt.
Main distributor:	VIG Investment Fund Management Hungary
Benchmark composition:	Fund has no benchmark
ISIN code:	HU0000733399
Start:	08/05/2024
Currency:	EUR
Net Asset Value of the whole Fund:	1,947,225,711 HUF
Net Asset Value of EUR-I series:	3,881,431 EUR
Net Asset Value per unit:	1.128895 EUR

## DISTRIBUTORS

Conseq Investment Management, a.s.

## SUGGESTED MINIMUM INVESTMENT PERIOD

3 mths	6 mths	1 yr	2 yr	3 yr	4 yr	5 yr
--------	--------	------	------	------	------	------

## ASSET ALLOCATION OF THE FUND

Asset	Weight
International equities	53.57 %
Collective securities	38.28 %
Current account	8.04 %
Receivables	0.40 %
Liabilities	-0.28 %
Market value of open derivative positions	-0.01 %
<b>Total</b>	<b>100,00 %</b>
Derivative products	0.00 %
Net corrected leverage	100.00 %

### Assets with over 10% weight

Deka MSCI World Climate Change ESG UCITS ETF

## RISK PROFILE

1	2	3	4	5	6	7
---	---	---	---	---	---	---

← Lower risk Higher risk →

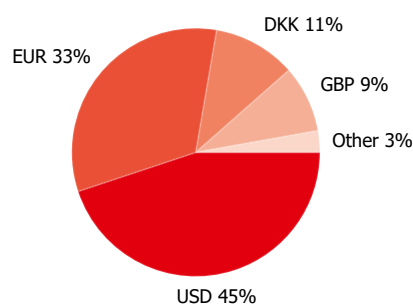
# VIG GreenTrend Equity Fund

EUR-I series MONTHLY report - 2026 MARCH (made on: 03/31/2026)  
EUR

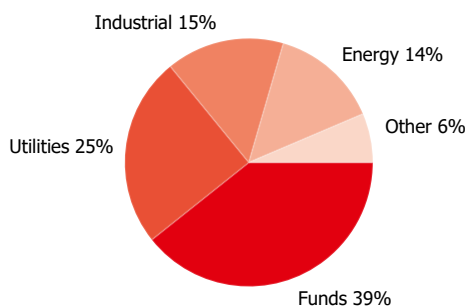
## NET YIELD PERFORMANCE OF THE SERIES

Interval	Yield of note	Benchmark yield
YTD	6.23 %	
From launch	7.61 %	
1 month	-0.49 %	
3 months	6.23 %	
2025	11.06 %	

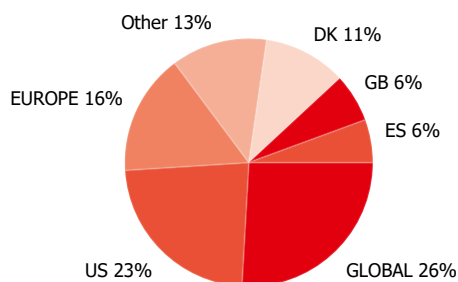
### Currency exposure:



### Stocks by sectors



### Stocks by countries



## NET PERFORMANCE OF THE SERIES

net asset value per share, 08/05/2024 - 03/31/2026



## RISK INDICATORS

Annualized standard deviation of the fund's weekly yields-based on 1 year	14.05 %
Annualized standard deviation of the fund's weekly yields-based on 3 year	13.43 %
Annualized standard deviation of the fund's weekly yields-based on 5 year	13.43 %
WAM (Weighted Average Maturity)	0.00 years
WAL (Weighted Average Life)	0.00 years

## TOP 10 POSITIONS

Asset	Type	Counterparty / issuer	Maturity
Deka MSCI World Climate Change ESG UCITS ETF	investment note	Deka MSCI World Climate Change	14.50 %
Invesco Solar Energy UCITS ETF	investment note	Invesco Solar Energy UCITS ETF	8.63 %
First Trust Global Wind Energy ETF	investment note	First Trust Global Wind Energy ETF	5.30 %
Orsted A/S (DKK)	share	ORSTED A/S	5.24 %
VESTAS WIND SYSTEMS A/S	share	Vestas Wind Systems A/S	4.35 %
Iberdrola Sa	share	IBERDROLA FINANZAS SA	4.08 %
NEXTracker Inc	share	NEXTracker Inc	4.00 %
Xtrackers MSCI World Utilities UCITS ETF	investment note	Xtrackers MSCI World Utilities UCITS ETF	3.90 %
RWE AG	share	RWE AG	3.88 %
Global X Autonomous & Electric Vehicles ETF	investment note	Global X Autonomous & Electric Vehicles ETF	3.78 %

**Legal declaration**

The recent document qualifies as Portfolio Report according to the Kbfv. requirements. It contains the following elements based on the last net asset value of the reporting month: presentation of the assets of the fund regarding asset type of portfolio investment and regarding other categories detailed in its investment policy; list of assets (issuers) representing more than 10% of the portfolio; net asset value of the fund, including the cumulated and the calculated value per unit share. Investors are kindly advised, that past performance of the fund does not guarantee future performance. The returns presented are to be considered without applicable taxes, distribution fees and commissions, fees related to account keeping and other costs in relation with holding an investment fund unit. Information presented in the Portfolio Report are for information purposes only, not intended to serve as investment advice, or any other offer. Investors are kindly advised to carefully read the Key Investors Document and Prospectus of the fund, in order to understand the risks of investing into the fund, and to be able to make an informed investor decision. The referred documents are available at the distribution locations and on the official website of VIG Fund Management Zrt. VIG Investment Fund Management Hungary | 1091 Budapest, Üllői út 1. | +36 1 477 4814 | [alapkezelo@am.vig](mailto:alapkezelo@am.vig) | [www.vigam.hu](http://www.vigam.hu)