

INVESTMENT POLICY OF THE FUND

The Fund's goal is to achieve capital growth through active portfolio management by investing in green bonds issued by governments and corporations in developed and emerging markets, while also advancing the Fund's sustainability objectives. The Fund Manager integrates sustainability risks and their management into the Fund's investment decision-making process. The Fund aims to promote environmental and/or social characteristics and pursues sustainable investment, thereby falling under Article 9 of the SFDR regulation. The Fund's credit rating restriction is that it may only purchase bonds with an investment-grade rating. With a reasonable risk approach, the Fund seeks the highest possible capital growth, primarily through asset allocation in green bonds available in global bond markets. The Fund's investment strategy is built on sustainable value creation, aiming to develop an actively managed, well-diversified portfolio that considers both sustainability criteria and the fundamentals of its assets. To achieve this, it primarily invests in developed market reem corporate and government bonds issued in foreign currencies, and may also hold emerging market green corporate and government bonds. The bond portfolio may also include short- and long-term, fixed or variable rate bonds issued by mortgage banks, other financial institutions, municipalities, or other economic organizations. The Fund's goal is sustainable investment, which it plans to achieve primarily, though not exclusively, through a positive environmental impact within the ESG universe. In pursuit of this, it mainly intends to invest in bonds from countries with low greenhouse gas emission intensity, a strong exercise of civil liberties, and low rates of social violations. Additionally, the Fund plans to invest in bonds of companies with a low ecological footprint, contributing through their activities to solving global environmental issues, such as the transition to a low-carbon economy or a circular economic model. The Fund may hold assets with exposures differing from the base currency up to 100%. The Fund Manager generally hedges currency exposures to the target currency (EUR) at 100%, but may also hold open currency positions depending on market expectations. The Fund invests at least 80% in assets issued and traded outside Hungary.

MARKET SUMMARY

The defining event of the month was the outbreak of armed conflict between the U.S. and Iran on February 28, which fundamentally reshaped the global risk landscape. The closure of the Strait of Hormuz—the most important transit route for oil and natural gas in the Middle East—and the mutual strikes against energy infrastructure painted a picture of a stagflationary scenario. The S&P 500 index ended March, down nearly 7%, marking the global stock market's largest monthly decline since 2022. The technology sector led the correction, while energy and defense stocks showed relative strength. The Fed, acting as the central bank, left the benchmark interest rate unchanged; however, the previously priced-in rate cut disappeared, and the 10-year yield rose to near 4.4%. The Euro Stoxx 50, the benchmark for Europe, was also hit by high oil prices, with the index—which tracks the share prices of the largest companies—falling 10%. In line with this, the EU warned that if the price of Brent crude oil, the benchmark for the continent, remains around \$100 per barrel, inflation could rise above 3%, and GDP growth could fall short of the 1.4% forecast by as much as 0.4 percentage points. The European Central Bank has found itself in an extremely difficult position, as the energy price shock is hitting Europe proportionally harder than the U.S., making market pricing regarding interest rate policy divergence unsustainable. Airlines, the auto industry, and the luxury goods sector suffered the most, while energy and defense stocks were positive outliers.

The Iranian conflict and the sharp rise in energy prices contributed to a significant increase in bond yields in March, meaning bond prices closed the past month with a substantial decline. European and U.S. yields rose by 10– 60 basis points in the first quarter, while riskier bond markets experienced even larger increases in yields. Due to the surge in energy prices, global economic outlooks have shifted toward stagflation scenarios. Despite higher inflation expectations, weakening growth prospects may continue to support the prices of longer-duration bonds going forward. Accordingly, we purchased longer-duration Spanish green government bonds for the fund in March.

GENERAL INFORMATION

Fund Manager:	VIG Investment Fund Management Hungary
Custodian:	Erste Bank Hungary Zrt.
Main distributor:	VIG Investment Fund Management Hungary
Benchmark composition:	Fund has no benchmark
ISIN code:	HU0000732177
Start:	08/05/2024
Currency:	EUR
Net Asset Value of the whole Fund:	1,421,797,992 HUF
Net Asset Value of EUR-I series:	3,628,144 EUR
Net Asset Value per unit:	1.012998 EUR

DISTRIBUTORS

Conseq Investment Management, a.s.

ASSET ALLOCATION OF THE FUND

Asset	Weight
Government bonds	72.37 %
Corporate bonds	21.26 %
Current account	7.53 %
Liabilities	-6.60 %
Receivables	5.47 %
Market value of open derivative positions	-0.01 %
Total	100,00 %
Derivative products	0.00 %
Net corrected leverage	100.00 %

Assets with over 10% weight

BTPS 4 10/30/31 (Italian State)
ROMANI EUR 2036/02/22 5,625% (Romanian State)
BGB 1,25% 04/22/33 (Belgian State)

SUGGESTED MINIMUM INVESTMENT PERIOD

3 mths	6 mths	1 yr	2 yr	3 yr	4 yr	5 yr
--------	--------	------	------	------	------	------

RISK PROFILE

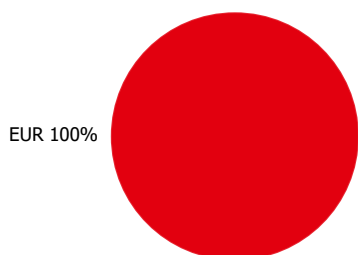
1	2	3	4	5	6	7
---	---	---	---	---	---	---

← Lower risk Higher risk →

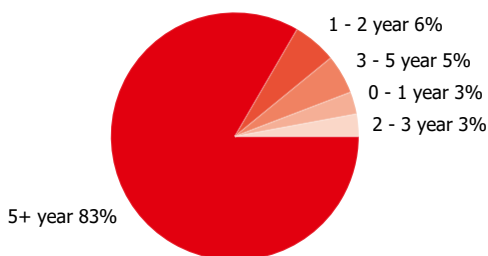
NET YIELD PERFORMANCE OF THE SERIES

Interval	Yield of note	Benchmark yield
YTD	-1.13 %	
From launch	0.78 %	
1 month	-3.22 %	
3 months	-1.13 %	
2025	2.46 %	

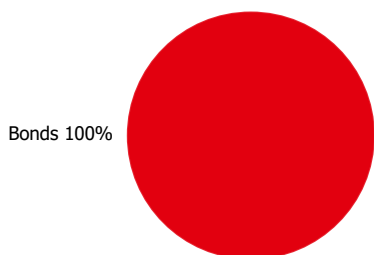
Currency exposure:



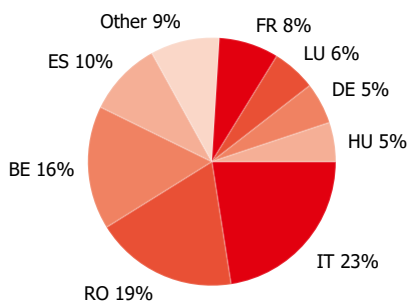
Bonds by tenor:



Stocks by sectors



Stocks by countries



NET PERFORMANCE OF THE SERIES

net asset value per share, 08/05/2024 - 03/31/2026



RISK INDICATORS

Annualized standard deviation of the fund's weekly yields-based on 1 year	2.90 %
Annualized standard deviation of the fund's weekly yields-based on 3 year	3.37 %
Annualized standard deviation of the fund's weekly yields-based on 5 year	3.37 %
WAM (Weighted Average Maturity)	5.72 years
WAL (Weighted Average Life)	6.53 years

TOP 10 POSITIONS

Asset	Type	Counterparty / issuer	Maturity	
BTPS 4 10/30/31	interest-bearing	Italian State	10/30/2031	18.54 %

ROMANI EUR 2036/02/22 5,625%	interest-bearing	Romanian State	02/22/2036	17.46 %
BGB 1,25% 04/22/33	interest-bearing	Belgian State	04/22/2033	15.10 %
EU 02/04/33 2,75%	interest-bearing	European Union	02/04/2033	5.32 %
REPHUN 4% 2029/07/25 EUR	interest-bearing	Government Debt Management Agency Pte. Ltd.	07/25/2029	4.80 %
FRTR 1,75% 06/25/39	interest-bearing	French state	06/25/2039	4.80 %
SPGB 1 07/30/42	interest-bearing	Spanish State	07/30/2042	3.59 %
CHILE 0.83 07/02/31 visszahívható 2031/04/02	interest-bearing	Chilei Állam	07/02/2031	2.83 %
INTNED 4,125% 2033/08/24 visszahívható 2028/05/24	interest-bearing	ING GROEP N.V.	08/24/2033	2.80 %
Ceska Sportelna 2028/03/08 5.737% visszah2027	interest-bearing	Ceska Sportelna AS	03/08/2028	2.78 %

Legal declaration

The recent document qualifies as Portfolio Report according to the Kbtv. requirements. It contains the following elements based on the last net asset value of the reporting month: presentation of the assets of the fund regarding asset type of portfolio investment and regarding other categories detailed in its investment policy; list of assets (issuers) representing more than 10% of the portfolio; net asset value of the fund, including the cumulated and the calculated value per unit share. Investors are kindly advised, that past performance of the fund does not guarantee future performance. The returns presented are to be considered without applicable taxes, distribution fees and commissions, fees related to account keeping and other costs in relation with holding an investment fund unit. Information presented in the Portfolio Report are for information purposes only, not intended to serve as investment advice, or any other offer. Investors are kindly advised to carefully read the Key Investors Document and Prospectus of the fund, in order to understand the risks of investing into the fund, and to be able to make an informed investor decision. The referred documents are available at the distribution locations and on the official website of VIG Fund Management Zrt. VIG Investment Fund Management Hungary | 1091 Budapest, Üllői út 1. | +36 1 477 4814 | alapkezeslo@am.vig | www.vigam.hu