

# VIG Czech Short Term Bond Investment Fund

I series CZK MONTHLY report - 2026 MARCH (made on: 03/31/2026)

## INVESTMENT POLICY OF THE FUND

The Fund aims to increase the value of its assets under management and to provide investors with a higher yield than Czech bank deposits and short-term bonds over a period of 1 to 2 years. No individual investor's decisions can be made in the Fund. The Fund Manager selects portfolio elements in accordance with the above principles. When making investment decisions, the tools of fundamental analysis and technical analysis are used, and the current market sentiment is also taken into account. The Fund primarily invests in discount treasury bills issued by the Czech State, sovereign bonds, bonds of quasi-sovereign companies, or bonds or deposit-like instruments issued by the Czech National Bank, the European Central Bank or the central bank of another Member State of the European Union. To a limited extent, the portfolio may include government securities, state-guaranteed bonds, corporate bonds (including those issued by financial institutions) and mortgage bonds with at least investment-grade credit rating. Investments may be made in Czech crowns or, to a limited extent, in other currencies. In the case of assets denominated in a currency other than Czech crowns, the Asset Manager shall strive to fully hedge foreign exchange risks (there cannot be a difference of more than 5% between the currency exposure of the derivative transaction and that of the asset to be hedged).

The Fund may enter into deposit and repo transactions, invest - to a limited extent - in units in collective investment undertakings, and derivatives may as well be used (for the purposes of hedging or building an efficient portfolio).

## MARKET SUMMARY

The Iranian conflict that erupted at the end of February and has persisted since then shaped bond market performance in March. Rising global oil prices fueled inflation concerns, leading to an increase in bond yields. In the Central and Eastern European region, yields rose significantly by 50– 100 basis points. In the Czech Republic, yields increased by 63 basis points at the one-year maturity and by 83 basis points at the three-year maturity compared to the beginning of the month. The market is now pricing in two rate hikes for 2026, instead of the previously expected single rate cut. At its March policy meeting, the Monetary Council left the policy rate unchanged at 3.5%. However, the statement emphasized that while it is still too early to assess the consequences of the Iranian conflict, developments are being closely monitored and future decisions will be made accordingly. According to the central bank, the current situation does not yet jeopardize the persistence of the low-inflation environment. The latest March inflation reading came in slightly below market expectations, with prices rising by 1.9% year-on-year based on preliminary data. Energy prices increased by 5.3% month-on-month, while on a year-on-year basis they still show a decline of nearly 1.7%. Geopolitical uncertainty has increased due to the situation, and the outcome of the conflict remains unclear. Yields in the 1– 3 year segment are currently significantly above the policy rate, which could represent an attractive level if the conflict is resolved in the near term.

## GENERAL INFORMATION

Fund Manager:	VIG Investment Fund Management Hungary
Custodian:	Erste Bank Hungary Zrt.
Main distributor:	VIG Investment Fund Management Hungary
Benchmark composition:	Fund has no benchmark
ISIN code:	HU0000731799
Start:	07/03/2023
Currency:	CZK
Net Asset Value of the whole Fund:	111,724,258 CZK
Net Asset Value of I series:	25,522,854 CZK
Net Asset Value per unit:	1.100123 CZK

## DISTRIBUTORS

Conseq Investment Management, a.s., European Investment Centre, o.c.p., a. s., VIG Investment Fund Management Hungary

## SUGGESTED MINIMUM INVESTMENT PERIOD

3 mths	6 mths	1 yr	2 yr	3 yr	4 yr	5 yr
--------	--------	------	------	------	------	------

## ASSET ALLOCATION OF THE FUND

Asset	Weight
Government bonds	97.57 %
Deposit	2.70 %
Liabilities	-1.95 %
Current account	1.37 %
Receivables	0.31 %
<b>Total</b>	<b>100,00 %</b>
Derivative products	0.00 %
Net corrected leverage	100.00 %
Assets with over 10% weight	
CZGB 2028/12/12 5,5% (Czech state)	
CZGB 2027/02/10 0,25% (Czech state)	
CZGB 2028/08 2,5% (Czech state)	

## RISK PROFILE

1	2	3	4	5	6	7	
←							→
Lower risk							Higer risk

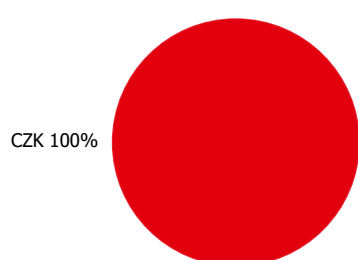
# VIG Czech Short Term Bond Investment Fund

I series CZK MONTHLY report - 2026 MARCH (made on: 03/31/2026)

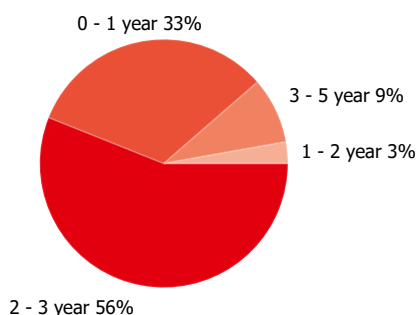
## NET YIELD PERFORMANCE OF THE SERIES

Interval	Yield of note	Benchmark yield
YTD	-0.16 %	
From launch	3.54 %	
1 month	-0.89 %	
3 months	-0.16 %	
2025	3.08 %	
2024	3.73 %	

### Currency exposure:

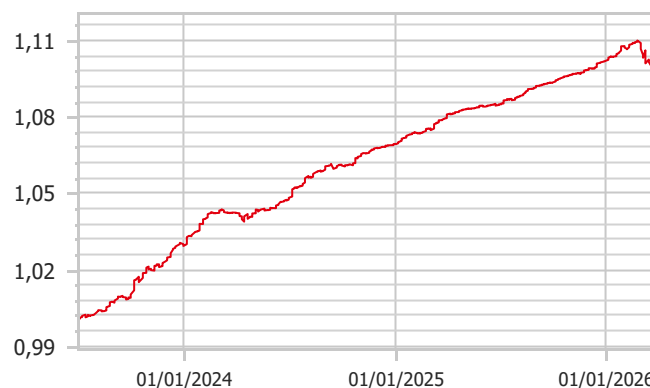


### Bonds by tenor:



## NET PERFORMANCE OF THE SERIES

net asset value per share, 07/03/2023 - 03/31/2026



## RISK INDICATORS

Annualized standard deviation of the fund's weekly yields-based on 1 year	0.77 %
Annualized standard deviation of the fund's weekly yields-based on 3 year	0.84 %
Annualized standard deviation of the fund's weekly yields-based on 5 year	0.84 %
WAM (Weighted Average Maturity)	1.85 years
WAL (Weighted Average Life)	1.97 years

## TOP 10 POSITIONS

Asset	Type	Counterparty / issuer	Maturity	
CZGB 2028/12/12 5,5%	interest-bearing	Czech state	12/12/2028	27.65 %
CZGB 2027/02/10 0,25%	interest-bearing	Czech state	02/10/2027	26.17 %
CZGB 2028/08 2,5%	interest-bearing	Czech state	08/25/2028	25.08 %
CZGB 2029/07/23 2,75%	interest-bearing	Czech state	07/23/2029	8.35 %
CZGB 2026/06/26 1%	interest-bearing	Czech state	06/26/2026	5.56 %
CZGB Float 11/19/27	interest-bearing	Czech state	11/19/2027	2.71 %
CZK Deposits	Deposits	Erste Bank Hun	04/02/2026	2.69 %
CZGB 2029/03/29 5,75%	interest-bearing	Czech state	03/29/2029	1.86 %

### Legal declaration

The recent document qualifies as Portfolio Report according to the Kbtv. requirements. It contains the following elements based on the last net asset value of the reporting month: presentation of the assets of the fund regarding asset type of portfolio investment and regarding other categories detailed in its investment policy; list of assets (issuers) representing more than 10% of the portfolio; net asset value of the fund, including the cumulated and the calculated value per unit share. Investors are kindly advised, that past performance of the fund does not guarantee future performance. The returns presented are to be considered without applicable taxes, distribution fees and commissions, fees related to account keeping and other costs in relation with holding an investment fund unit. Information presented in the Portfolio Report are for information purposes only, not intended to serve as investment advice, or any other offer. Investors are kindly advised to carefully read the Key Investors Document and Prospectus of the fund, in order to understand the risks of investing into the fund, and to be able to make an informed investor decision. The referred documents are available at the distribution locations and on the official website of VIG Fund Management Zrt. VIG Investment Fund Management Hungary | 1091 Budapest, Üllői út 1. | +36 1 477 4814 | alapkezeslo@am.vig | www.vigam.hu