

VIG Hungarian Money Market Investment Fund

A series HUF WEEKLY report - 2025 DECEMBER (made on: 12/15/2025)

INVESTMENT POLICY OF THE FUND

The Fund's aim is to function as a stable, low-risk form of investment, while providing investors with higher returns than they could expect from bank deposits. In order to ensure liquidity, the Fund intends primarily to hold in its portfolio government bonds and discount treasury bills issued by the Government Debt Management Agency (ÁKK) and bonds issued by the National Bank of Hungary (MNB). The weighted average maturity (WAM) of the assets in the portfolio may not exceed 6 months and the weighted average life (WAL) of the assets may not exceed 12 months. The Fund may hold in its portfolio low-risk debt securities issued by banks and companies, which are expected to provide higher returns than government securities and are denominated primarily in HUF, but also in other currencies. The Fund may also invest to a limited extent in government securities or guaranteed bonds issued by the OECD or a G20 country, or any debt security issued or guaranteed by the central government or a regional or local government or the central bank of any EU Member State, or by the European Union, the European Central Bank or the European Investment Bank. The weighted average maturity (WAM) of the assets in the portfolio may not exceed 6 months and the weighted average life (WAL) of the assets may not exceed 12 months. In addition, the remaining time to maturity of each security is a maximum of 2 years and a maximum of 397 days until the nearest interest-rate determination date. The Fund may also keep its liquid assets in bank deposits. The fund may hold a limited amount of foreign currency assets in its portfolio, but only subject to the full hedging of currency risk.

VIG Moneymarket Fund is not a guaranteed investment. The risk of loss of the principal is to be borne by the investor. An investment in VIG Moneymarket Fund is different from an investment in deposits, with particular reference to the risk that the principal invested in VIG Moneymarket Fund is capable of fluctuation. VIG Moneymarket Fund does not rely on external support for guaranteeing the liquidity of the fund or stabilising the NAV per unit or share.

MARKET SUMMARY

GENERAL INFORMATION

Fund Manager:	VIG Investment Fund Management Hungary
Custodian:	Unicredit Bank Hungary Zrt.
Main distributor:	VIG Investment Fund Management Hungary
Benchmark composition:	100% ZMAX Index
ISIN code:	HU0000702303
Start:	09/25/2002
Currency:	HUF
Net Asset Value of the whole Fund:	50,371,953,351 HUF
Net Asset Value of A series:	12,552,821,937 HUF
Net Asset Value per unit:	3.087877 HUF

DISTRIBUTORS

Concorde Securities Ltd., Equilor Befektetési Zrt, Erste Investment Plc., MBH Befektetési Bank Zrt, OTP Bank Nyrt., Raiffeisen Bank cPlc., SPB Befektetési Zrt., UniCredit Bank Hungary cPlc., VIG Investment Fund Management Hungary

SUGGESTED MINIMUM INVESTMENT PERIOD

3 mths	6 mths	1 yr	2 yr	3 yr	4 yr	5 yr
--------	--------	------	------	------	------	------

ASSET ALLOCATION OF THE FUND

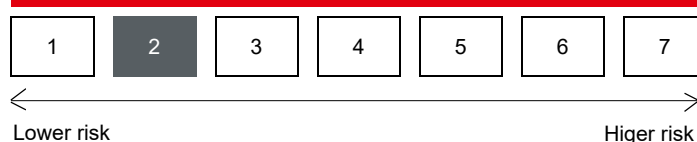
Asset	Weight
T-bills	44.94 %
Government bonds	15.26 %
Corporate bonds	12.63 %
Deposit	18.96 %
Current account	8.23 %
Liabilities	-0.02 %
Receivables	0.00 %
Total	100.00 %
Derivative products	0.00 %
Net corrected leverage	100.00 %

Assets with over 10% weight

D260218 (Government Debt Management Agency Pte. Ltd.)

2026H (Government Debt Management Agency Pte. Ltd.)

RISK PROFILE



VIG Hungarian Money Market Investment Fund


A series HUF WEEKLY report - 2025 DECEMBER (made on: 12/15/2025)

NET YIELD PERFORMANCE OF THE SERIES

Interval	Yield of note	Benchmark yield
YTD	4.94 %	5.52 %
From launch	4.94 %	5.29 %
1 month	0.21 %	0.22 %
3 months	1.05 %	1.22 %
6 months	2.40 %	2.75 %
2024	6.10 %	6.72 %
2023	13.88 %	13.50 %
2022	7.02 %	5.90 %
2021	-0.02 %	0.39 %
2020	-0.03 %	0.44 %
2019	-0.24 %	0.05 %
2018	0.09 %	0.05 %
2017	0.05 %	0.11 %
2016	0.83 %	0.81 %
2015	1.33 %	1.25 %

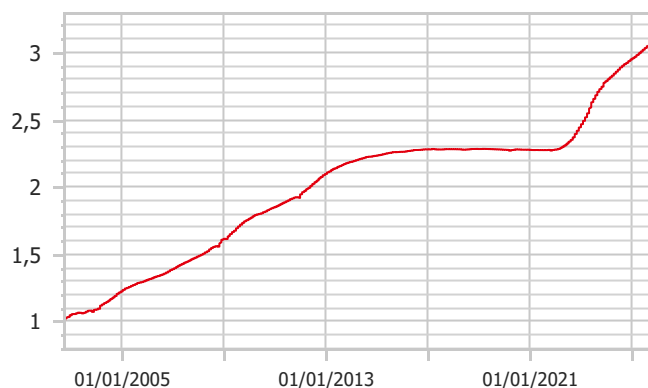
Bonds by tenor:

0 - 1 year 100%



NET PERFORMANCE OF THE SERIES

net asset value per share, 09/25/2002 - 12/15/2025



RISK INDICATORS

Annualized standard deviation of the fund's weekly yields- based on 1 year	0.18 %
Annualized standard deviation of the benchmark's weekly yields- based on 1 year	0.23 %
Annualized standard deviation of the fund's weekly yields- based on 3 year	0.69 %
Annualized standard deviation of the fund's weekly yields- based on 5 year	0.76 %
WAM (Weighted Average Maturity)	0.32 years
WAL (Weighted Average Life)	0.32 years

TOP 10 POSITIONS

Asset	Type	Counterparty / issuer	Maturity	
HUF Deposits	Deposits	OTP Bank	12/16/2025	14.37 %
D260218	zero coupon	Government Debt Management Agency Pte. Ltd.	02/18/2026	10.47 %
2026H	interest-bearing	Government Debt Management Agency Pte. Ltd.	10/21/2026	10.32 %
D260624	zero coupon	Government Debt Management Agency Pte. Ltd.	06/24/2026	8.96 %
D260819	zero coupon	Government Debt Management Agency Pte. Ltd.	08/19/2026	8.77 %
MNB251218	zero coupon	Hungarian National Bank Plc.	12/18/2025	8.53 %
D260429	zero coupon	Government Debt Management Agency Pte. Ltd.	04/29/2026	8.19 %
Magyar Államkötvény 2026/E	interest-bearing	Government Debt Management Agency Pte. Ltd.	04/22/2026	4.93 %
HUF Deposits	Deposits	Raiffeisen Hun	12/16/2025	4.57 %
D260318	zero coupon	Government Debt Management Agency Pte. Ltd.	03/18/2026	3.91 %

CREDIT PROFILE

Issuer	Rating*	Country	Weight
Államadósság Kezelő Központ	BBB	HU	60.15 %

Magyar Export-Import Bank Zártkörűen Működő Részvénytársaság	BBB	HU	4.09 %
Magyar Nemzeti Bank Zrt.	BBB	HU	8.53 %
OTP Bank Nyrt.	BBB	HU	14.37 %
Raiffeisen Bank Zrt.	BBB	HU	4.57 %

*: Average rating of the big three credit rating agencies (S&P, Moody's, Fitch)

Legal declaration

The recent document qualifies as Portfolio Report according to the Kbtv. requirements. It contains the following elements based on the last net asset value of the reporting month: presentation of the assets of the fund regarding asset type of portfolio investment and regarding other categories detailed in its investment policy; list of assets (issuers) representing more than 10% of the portfolio; net asset value of the fund, including the cumulated and the calculated value per unit share. Investors are kindly advised, that past performance of the fund does not guarantee future performance. The returns presented are to be considered without applicable taxes, distribution fees and commissions, fees related to account keeping and other costs in relation with holding an investment fund unit. Information presented in the Portfolio Report are for information purposes only, not intended to serve as investment advice, or any other offer. Investors are kindly advised to carefully read the Key Investors Document and Prospectus of the fund, in order to understand the risks of investing into the fund, and to be able to make an informed investor decision. The referred documents are available at the distribution locations and on the official website of VIG Fund Management Zrt. VIG Investment Fund Management Hungary | 1091 Budapest, Üllői út 1. | +36 1 477 4814 | alapkezo@am.vig | www.vigam.hu