

VIG Ozon Annual Capital Protected Investment Fund

I series HUF MONTHLY report - 2025 AUGUST (made on: 08/31/2025)

INVESTMENT POLICY OF THE FUND

The Fund aims to achieve a higher return than that of short-term bonds by investing in bonds of low volatility and limited-risk profile issued or guaranteed by certain specified states, quasi-sovereign corporations, national banks or supranational institutions. The Fund invests most of its available assets in low-risk instruments, i.e. bonds issued or guaranteed by the Hungarian state or states with a credit rating at least equal to or better than the latter's latest rating (or by their debt management agencies), quasi-sovereign companies, national banks or supranational institutions. The Fund may hold bank deposits, or cash, and enter into repo and reverse repo transactions. The maximum interest rate risk with respect to the Fund as a whole (i.e. its duration) is 3 years, while the weighted average maturity of the individual securities is a maximum of 10 years. For bonds denominated in currencies other than Hungarian forint, the asset manager seeks to fully hedge the foreign exchange risk, and may only deviate from this at the expense of risky assets (i.e. in the case of foreign exchange under/over-hedging). The Fund uses a small portion of its available assets to purchase risky instruments – domestic and foreign equities, equity indexes, higher risk bonds, foreign exchange, commodity market products and collective investment securities on the spot and futures markets. The Fund may enter into both long and short trades. Based on the approach followed when purchasing risky assets, the Fund is an absolute return fund: it selects investment options with the best possible expected return/risk ratio from the options available to it on the domestic and international money and capital markets. There is no possibility for making individual investor decisions in respect of the Fund.

MARKET SUMMARY

In August, movements in the US capital market were primarily determined by macroeconomic and political news. The increase in the Personal Consumption Expenditures index indicates higher inflation. The ISM purchasing managers' index indicates a slowdown in economic activity and a weakening labor market. The question is whether the Federal Reserve will prioritize curbing inflation or risk higher unemployment.

Currently, the market is pricing in two interest rate cuts this year, which aligns with the US administration's rhetoric. However, the dismissal of the head of the US Bureau of Labor Statistics and the departure of Fed Governor Lisa Cook may increase the likelihood of interest rate cuts and call into question the integrity of the US institutional system. Interest rate cut expectations continue to be the main support for the stock market, while the performance of the "Magnificent Seven" group of tech giants is diverging from the market as a whole once again.

Growth dynamics in Europe remain uncertain. While the AI sector is driving market performance in the U.S., Europe lacks a similar growth engine. The automotive industry is burdened by a deteriorating export environment due to tariffs and growing global competition in the electric car segment. This is partly offset by military and infrastructure investments. Although the outperformance of European equities has moderated since the beginning of the year, valuations remain favorable.

In the past month, the fund's price showed moderate appreciation, while positions representing additional risk within the portfolio underperformed. In terms of portfolio composition, we are betting on further U.S. dollar weakening, hold a meaningful allocation to 10-year Hungarian government bonds, and have also taken positions in healthcare sector equities, which have shown significant underperformance this year.

GENERAL INFORMATION

| | |
|------------------------------------|--|
| Fund Manager: | VIG Investment Fund Management Hungary |
| Custodian: | Unicredit Bank Hungary Zrt. |
| Main distributor: | VIG Investment Fund Management Hungary |
| Benchmark composition: | Fund has no benchmark |
| ISIN code: | HU0000731385 |
| Start: | 01/02/2023 |
| Currency: | HUF |
| Net Asset Value of the whole Fund: | 3,645,112,807 HUF |
| Net Asset Value of I series: | 2,644,166,318 HUF |
| Net Asset Value per unit: | 1.259989 HUF |

DISTRIBUTORS

VIG Investment Fund Management Hungary

ASSET ALLOCATION OF THE FUND

| Asset | Weight |
|---|-----------------|
| T-bills | 33.57 % |
| Government bonds | 23.65 % |
| Corporate bonds | 13.99 % |
| Collective securities | 3.97 % |
| Deposit | 21.91 % |
| Current account | 3.00 % |
| Liabilities | -0.16 % |
| Market value of open derivative positions | 0.10 % |
| Total | 100,00 % |
| Derivative products | 26.43 % |
| Net corrected leverage | 109.07 % |

Assets with over 10% weight

D251223 (Government Debt Management Agency Pte. Ltd.)

MAEXIM 6 03/18/26 (Magyar Export-Import Bank Zártkörűen Működő Részvénytársaság)

BTPS 3.2 01/28/26 (Italian State)

2034A (Government Debt Management Agency Pte. Ltd.)

SUGGESTED MINIMUM INVESTMENT PERIOD

| | | | | | | |
|--------|--------|------|------|------|------|------|
| 3 mths | 6 mths | 1 yr | 2 yr | 3 yr | 4 yr | 5 yr |
|--------|--------|------|------|------|------|------|

RISK PROFILE

| | | | | | | |
|---|---|---|---|---|---|---|
| 1 | 2 | 3 | 4 | 5 | 6 | 7 |
|---|---|---|---|---|---|---|

← Lower risk Higher risk →

VIG Ozon Annual Capital Protected Investment Fund

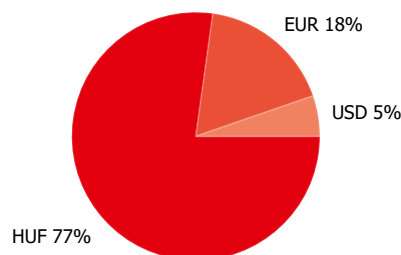
I series HUF

MONTHLY report - 2025 AUGUST (made on: 08/31/2025)

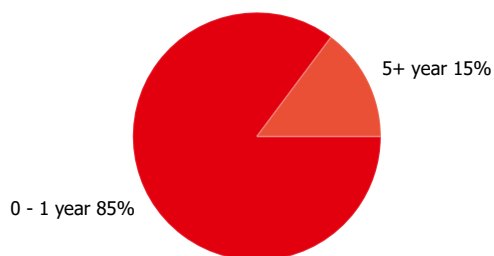
NET YIELD PERFORMANCE OF THE SERIES

| Interval | Yield of note | Benchmark yield |
|-------------|---------------|-----------------|
| YTD | 2.56 % | |
| From launch | 9.08 % | 8.04 % |
| 1 month | 0.24 % | |
| 3 months | 0.77 % | |
| 2024 | 6.23 % | 6.25 % |

Currency exposure:

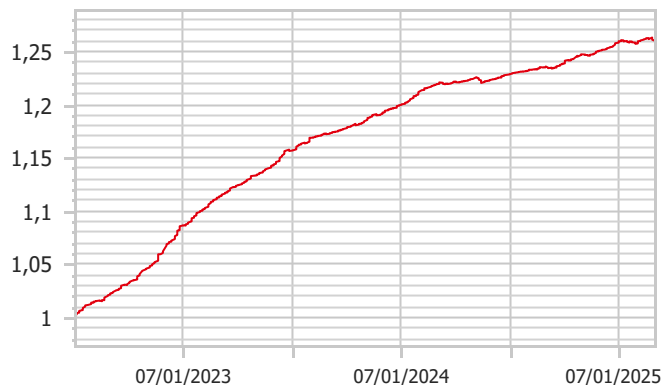


Bonds by tenor:



NET PERFORMANCE OF THE SERIES

net asset value per share, 01/02/2023 - 08/31/2025



RISK INDICATORS

| | |
|--|------------|
| Annualized standard deviation of the fund's weekly yields-based on 1 year | 0.79 % |
| Annualized standard deviation of the benchmark's weekly yields-based on 1 year | 0.22 % |
| Annualized standard deviation of the fund's weekly yields-based on 3 year | 1.15 % |
| Annualized standard deviation of the fund's weekly yields-based on 5 year | 1.15 % |
| WAM (Weighted Average Maturity) | 1.10 years |
| WAL (Weighted Average Life) | 1.16 years |

TOP 10 POSITIONS

| Asset | Type | Counterparty / issuer | Maturity | |
|--|------------------|--|------------|---------|
| D251223 | zero coupon | Government Debt Management Agency Pte. Ltd. | 12/23/2025 | 33.64 % |
| HUF Deposits | Deposits | Erste Bank Hun | 09/02/2025 | 19.21 % |
| MAEXIM 6 03/18/26 | interest-bearing | Magyar Export-Import Bank Zártkörűen Működő Részvénytársaság | 03/18/2026 | 14.02 % |
| BTPS 3.2 01/28/26 | interest-bearing | Italian State | 01/28/2026 | 13.16 % |
| Magyar Államkőtvény 2034/A | interest-bearing | Government Debt Management Agency Pte. Ltd. | 06/22/2034 | 10.54 % |
| EUR/USD 25.10.16 Forward Buy | derivative | Unicredit Hun | 10/16/2025 | 8.71 % |
| GOLD 100 OZ FUTR Dec25 Sell | derivative | Raiffeisen Hun | 12/29/2025 | 3.28 % |
| HUF Deposits | Deposits | OTP Bank | 09/02/2025 | 2.74 % |
| Franklin FTSE India UCITS ETF | investment note | Franklin FTSE India UCITS ETF | | 2.51 % |
| Xtrackers MSCI World Health Care UCITS ETF | investment note | Xtrackers MSCI World Health Care UCITS ETF | | 1.46 % |

Legal declaration

The recent document qualifies as Portfolio Report according to the Kbtv. requirements. It contains the following elements based on the last net asset value of the reporting month: presentation of the assets of the fund regarding asset type of portfolio investment and regarding other categories detailed in its investment policy; list of assets (issuers) representing more than 10% of the portfolio; net asset value of the fund, including the cumulated and the calculated value per unit share. Investors are kindly advised, that past performance of the fund does not guarantee future performance. The returns presented are to be considered without applicable taxes, distribution fees and commissions, fees related to account keeping and other costs in relation with holding an investment fund unit. Information presented in the Portfolio Report are for information purposes only, not intended to serve as investment advice, or any other offer. Investors are kindly advised to carefully read the Key Investors Document and Prospectus of the fund, in order to understand the risks of investing into the fund, and to be able to make an informed investor decision. The referred documents are available at the distribution locations and on the official website of VIG Fund Management Zrt. VIG Investment Fund Management Hungary | 1091 Budapest, Üllői út 1. | +36 1 477 4814 | alapkezeslo@am.vig | www.vigam.hu